



Jamaica Social Investment Fund

Investing For Community Development

10th Annual Report 2005/06



Our Mission

The Jamaica Social Investment Fund (JSIF) will mobilise resources and channel these to community-based socio-economic infrastructure and social services projects. Through a national partnership between central and local government, communities and private and public organisations, the JSIF will address the immediate demands of communities in a manner that is quick, efficient, effective, transparent and non-partisan.

In fulfilling its mandate, the JSIF will facilitate the empowerment of communities and assist in building national capacity to effectively implement community-based programmes aimed at social development.



Ammended Notice Of Annual General Meeting

NOTICE IS HEREBY GIVEN THAT the Tenth Annual General Meeting of **JAMAICA SOCIAL INVESTMENT FUND** will be held at the Jamaica Pegasus Hotel, 81 Knutsford Boulevard, Kingston 5 on Wednesday October 4, 2006 at 2:00 p.m. for the following purposes:

Resolution 1:

1. To receive the Accounts for the period ended 31st March, 2006 and the reports of the Directors and Auditors thereon.

Resolution 2:

2. To fix the remuneration of the Auditors or to determine the manner in which such remuneration is to be fixed.


To consider and (if thought fit) pass the following Resolution:

“That the Directors be and they are hereby authorized to fix the remuneration of the Auditors at a figure to be agreed with them”

3. To consider any other business that may be conducted at an Annual General Meeting.

By Order of the Board

Dated this 7th day of September, 2006



Howard N. Malcolm
Secretary

Board Of Directors



Wesley Hughes, CD PhD (Econ)

Chairman, JSIF
Director General
Planning Institute of Jamaica
10-16 Grenada Way, Kingston 5



Eleanor Jones, MA

Managing Director
Environmental Solutions Ltd.
20 West Kings House Road
Kingston 10



Beverly Lawrence, MSc

Director (Retired)
Projects & Technical Services
Ministry of Education
National Heroes Circle, Kingston



Grace Jackson, MA

Manager
Student Services for Sport
University of the West Indies
Kingston 7



Rose Henry, CD, MBA



Rolda Grey, MSc

Deputy Financial Secretary
Public Expenditure Division
Ministry of Finance & Planning
30 National Heroes Circle, Kingston 4



Scarlett Gillings, CD

Managing Director
Jamaica Social Investment Fund
1C-1F Pawsey Place
Kingston 5



Marcia Edwards, MA

Land Acquisition & Resettlement Officer
WINDALCO
Kirkvine Works
Manchester



Donovan Perkins, MBA

Chief Executive Officer
Pan Caribbean Merchant Bank Ltd
60 Knutsford Boulevard
Kingston 5



Ivan Anderson, MBA

Director of Projects & Operations
National Road Operating & Constructing Co
10-16 Grenada Way
Kingston 5



Selena Tapper, BA

NGO Representative
Consultant

Corporate Information

Registered Office:

1C-1F Pawsey Road, Kingston 5, Jamaica, WI • Tel: (867) 926-6238 / 968-4545 / 906-2869 • Fax (867) 926-3414
Toll Free 1-888-991-2356/7 • E-mail: info@jsif.org • Website: www.jsif.org

Attorneys-At-Law:

Phillips, Malcolm, Morgan & Matthies
2A Ruthven Road, Building 1
2nd Floor, Kingston 10
Tel: (876) 920-1357/1393 Fax: (876) 926-6147
Website: www.ruthvenlaw.com

Bankers:

- Bank of Nova Scotia Jamaica Ltd.
2 Knustford Blvd, Kingston 5
- National Commercial Bank Jamaica Ltd.
(Private Banking Sector)
The Atrium, 32 Trafalgar Road, Kingston 10

Auditors:

Deloitte & Touche
Chartered Accountants
7 West Avenue, Kingston Gardens
P.O. Box 13, Kingston 4

Company Secretary:

Howard N. Malcolm
2A Ruthven Road, Building 1,
2nd Floor, Kingston 10

Finance & Audit Committee:

- Donovan Perkins (*Chair*)
- Rose Henry
- Terry Hall* (*Consultant*)

Projects Committee:

- Marcia Edwards (*Chair*)
- Grace Jackson
- Beverly Lawrence
- Selena Tapper
- Garth Jackson* (*National Water Commission*)
- Andrea Dempster* (*Grace Kennedy & Company Ltd*)
- Clare Bernard* (*Planning Institute of Jamaica*)
- Lauriston Wilson* (*Ministry of Education, Youth & Culture*)

Procurement & Contracts Committee:

- Eleanor Jones (*Chair*)
- Ivan Anderson
- Rolda Grey

National Contracts Commission Sector Committee:

- Eleanor Jones (*Chair / Environmental Solutions Ltd*)
- Ivan Anderson (*National Works Agency*)
- Rolda Grey (*Ministry of Finance & Planning*)
- Sonia Vaughan* (*Ministry of Finance & Planning*)
- Joseph HeHolt* (*Contractor General's Office*)
- Faith Graham* (*JSIF*)

Management Team:

- Scarlett Gillings CD, *Managing Director*
- Faith Graham, *Project Manager – Inner City Basic Services Project*
- James McNish, *Finance Manager*
- Omar Sweeney, *Operations Manager*
- G. Antonio Blake, *MIS Manager*
- Grace-Ann Miller, *Human Resource & Communications Manager*
- Carol Perry, *Internal Auditor*

* Non-JSIF Board Member



Chairman's Statement

Introduction



Wesley Hughes, CD, PhD

initial four years.

Poverty reduction and its eventual eradication is an almost universal objective, as is evidenced by the priority given in the Millennium Development Goals. Of the eight goals enunciated by the United Nations General Assembly in 2000, the first addresses the need to improve human welfare and halve levels of extreme poverty by 2015.



Prime Minister, the Most Honourable Portia Simpson Miller, ON, and JSIF's Managing Director, Mrs. Scarlett Gillings, CD, discussing the blueprints for the construction of the Care Bear Basic School. Looking on are (left) KSA Engineering Consultants Financial Controller/Project Coordinator, Mr. Neville Williams, who is responsible for the construction of the new school and (right) Principal, Ms. Cynthia Roche.

Jamaica has developed a set of consistent strategies to achieve this aim through the coordinated efforts of the many government

agencies, non-governmental organisations as well as the private sector. Despite many challenges, there have been significant successes. The success measured in broad terms are demonstrated in the Jamaica Survey of Living Conditions 2004 which states that Jamaica's poverty levels have been reduced from 24.4% in 1993 to 16.9% in 2004.

Achievements

The Jamaica Social Investment Fund has been successful in meeting assigned targets and implementing projects in a non-partisan and transparent manner over the years. For this reason the organization has retained its credibility along with a high degree of public acceptance.

This achievement is widely perceived at the local, national and international levels and has resulted in tangible returns. Additional grants and loans have been made available to the organization by other governments and international organisations, thereby allowing the Fund to further assist Jamaica's most underserved communities.

As at March 2006, the JSIF has approved eight hundred and sixty two (862) projects and of this number, six hundred and fourteen (614) have been completed. Of the approved projects, 383 or 44.43% are school projects ranging from rehabilitation to fencing, equipping and construction.

This is significant as education is one of the key strategies of the NPEP to achieve the objective of poverty alleviation. Furthermore, JSIF's direct intervention in the education sector is in keeping with Government's renewed thrust for the early childhood education sector. As a result, 24.48% of the JSIF's budget has been committed for this purpose.

Another major achievement for the JSIF this year was its designation by the Government of Jamaica as the agency to carry out the procurement activities related to the establishment of the Caribbean Catastrophe Risk Insurance Initiative (CCRRI) facility.

Minister of Finance and Planning, Dr. the Hon. Omar Davies and Counsellor of Political Science and Public Affairs at the Japanese Embassy, Katsumi Maruoka, signing the Policy and Human Resource Development grant agreement for the establishment of the Caribbean Catastrophe Risk Insurance Initiative (CCRII) facility.



The CCRII is aimed at assisting CARICOM countries to gain access to affordable and effective disaster risk financing arrangements by providing:

- An efficient risk transfer mechanism through parametric instruments;
- Optimal pricing from reinsurers through risk pooling and economies of scale (that is a larger and better diversified portfolio);
- Shared administrative and operational costs.

Emboldened with this trust and responsibility, the Jamaica Social Investment Fund has managed to widen its scope of operation by adopting new perspectives and strategies to further assist the nation's underserved. One key element of these strategies is ensuring that communities play a greater role in the implementation of their projects.

To this end, in 2005 JSIF expanded the Community Driven Development modality of project implementation. With this approach, the success of projects is greater as communities are involved in all aspects of the process. In addition, they contribute their sweat equity and this results in them showing ownership of

the project. However, this does not mean that the JSIF has abandoned its traditional method of project implementation where a contractor is hired to carry out the project.

Looking towards the future

The Jamaica Social Investment Fund will soon commence the implementation of the innovative Inner City Basic Services Project (ICBSP).

This project diverges from our traditional method where the project implementation process has been on a demand driven basis. The new approach will use a community based contracting method (where the community is the primary implementer of the project). However, contractors will be hired to carry out some aspects of the project. The ICBSP is a US\$32.3 million undertaking funded by a loan from the International Bank for Reconstruction and Development (IBRD) and Government of Jamaica counterpart resources. Its aim is to improve the quality of life for residents of twelve inner city communities in the parishes of Kingston & St. Andrew, Clarendon, St. James and St. Catherine.

The ICBSP will target four key areas - Basic Infrastructure, Crime and Violence Prevention, Access to Micro-Finance and Tenure Regularization. Through the utilization of these broad categories, the selected communities will benefit from improved basic infrastructure, access to financial services, enhancement of public safety, and improved community capacity to participate effectively in the community development process.

As a means of ensuring the success and sustainability of the ICBSP interventions, Memoranda of Understanding have been signed with key service providers such as the National Water Commission, the National Solid Waste Management Authority,

Former Prime Minister, the Rt. Hon. P.J. Patterson, ON, PC, QC receiving a warm welcome from students of the Holly Hill Primary School, one of four projects that were handed over in the parish of Westmoreland to launch activities in JSIF's 10th year Anniversary celebrations.



the Jamaica Public Service Company Limited, the Rural Electrification Programme and the relevant Parish Councils.

Conclusion

Partnerships play an important role in ensuring the success of projects undertaken by the Jamaica Social Investment Fund. These partnerships start from the benefiting communities and run the gamut of community based organisations, non-governmental organisations, the private sector and other state agencies. The commonality that governs these partnerships is the strong desire to improve the social and physical infrastructure of Jamaica's underserved communities.

An example of this type of partnership is the Poverty Reduction Programme (PRP), which is a project of the European Union and the Government of Jamaica.

Through the PRP, a 6 million Euro grant was made available to improve living conditions in deprived communities by improving access to quality basic infrastructure and services, especially in the field of sanitation, water and health.

This funding has resulted in the implementation of 28 projects benefiting over 34,000 persons. Generally, it is accepted that factors like economic growth and greater equity in opportunities are major contributors to poverty alleviation.



JSIF's Managing Director Mrs. Scarlett Gillings, CD hands over a signed copy of the Memorandum of Understanding between the JSIF and the National Water Commission to (ICBSP partner) NWC President, Mr. E.G. Hunter.



Head of the European Delegation Mr. Gerd Jarchow, cutting the ribbon to officially hand over the Gladys Sherriff Basic School. Looking on are JSIF's Internal Auditor Mrs. Carol Perry and students of the early childhood institution.

While their effects are not always certain or timely, the projects offered through the Jamaica Social Investment Fund provide tangible returns.

Hence, policies and programmes like the JSIF, which have been established by government to target the underserved, require wide commitment. It is in this regard that I thank the Board of Directors, Management and staff of the JSIF, as well as our many partners for contributing to the success of the Fund.

I look forward to our continued partnership as we embrace the goal of investing for community development in the coming period.

Wesley Hughes, CD, PhD
Chairman

October 4th, 2006

Managing Director's Report

Background



Scarlett Gillings, CD

In 1994, the Government of Jamaica stated its commitment to eradicate poverty through the promotion of social and economic development for its most underserved citizens.

The vehicle for this transformation was the National Poverty Eradication Programme (NPEP), initiated in 1995 with the guiding principles of Integration, Partnership, Community-Based Participation and Sustainability. In 1996, the Jamaica Social

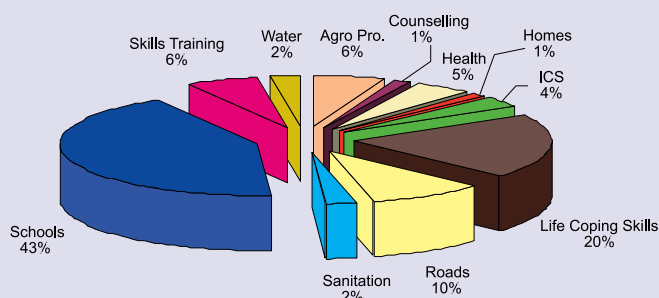
Investment Fund (JSIF) was established as a key component of the NPEP. The main focus of the JSIF was the provision of critical social and economic infrastructure for Jamaica's underserved communities.

The Fund was originally envisioned to be a four-year project, but through subsequent funding from the Government of Jamaica, the International Bank for Reconstruction and Development (IBRD), the European Union (EU), the Caribbean

Table 1 – Approved JSIF Investments for 2005/2006

FUNDING AGENCY	NUMBER OF APPROVED SUB PROJECTS	APPROVED INVESTMENT (J\$)	APPROVED COMMUNITY CONTRIBUTION (J\$)
EU/PRP	1	17,804,685	5,643,092
GOJ	30	252,868,236	66,927,387
WB/NCDF	33	254,256,353	34,988,540
TOTALS	64	524,929,274	107,559,019

Approved Project Types 2005 / 2006



Completed Project Types 2005 / 2006

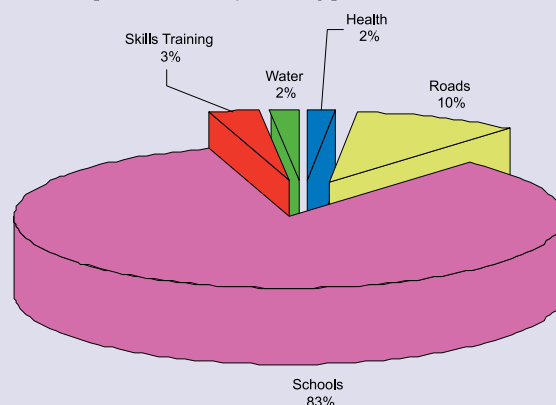


Table 2 – Completed Sub-Projects for 2005/2006

FUNDING AGENCY	NUMBER OF COMPLETED SUB-PROJECTS	APPROVED INVESTMENT (J\$)	COMMUNITY CONTRIBUTION (J\$)
EU/PRP	7	83,270,121	21,103,934
WB/NCDF	44	169,202,403	18,881,936
BNTF	7	83,270,121	21,103,934
GOJ	4	59,886,790	2,653,347
TOTALS	62	395,629,435	63,743,151

Development Bank (CDB), the Department for International Development (DFID), the Governments of Japan and the Netherlands and the Organisation of Petroleum Exporting Countries (OPEC), was able to operate for an additional 6 years. However, consequent to the signing of a US\$29.3 million IBRD loan to fund the Inner City Basic Services Project (ICBSP), the life of the Fund has been extended to 2011.

The Year in Review

Performance: 2005/2006 saw the JSIF playing a facilitating role in helping communities to manage the full implementation of their projects, by providing training to communities and giving technical supervision to these projects.

During this period, 46 projects were approved under the Community Based Contracting modality, where JSIF acted as the

Table 3 – Approved and Completed Sub-Projects by Parish (2005/2006)

Parish	Approved Projects	Completed Projects
Clarendon	4	6
Hanover	3	3
Kingston	6	3
Manchester	5	6
Portland	1	3
St. Andrew	18	10
St. Ann	5	1
St. Catherine	11	4
St. Elizabeth	6	5
St. James	3	3
St. Mary	4	6
St. Thomas	6	1
Trelawny	6	1
Westmoreland	4	10
Multi Parish	2	0
TOTALS	84	62

facilitator and provided training in project management, procurement, accounting & book keeping and leadership skills. The estimated cost of these projects is J\$142.4 million. JSIF also continued project implementation using the traditional method, whereby the Fund is responsible for all aspects of the sub-project – communities are given less responsibility and emphasis is on collaboration, consultation and information-sharing with them. 38 such sub-projects were approved, reflecting an estimated investment of J\$489.6 million.

In total, 84 sub-projects were approved for implementation at an estimated cost of J\$632 million for 2005/2006. In addition, 62 sub-projects were completed this year, bringing to 614 the number of sub-projects completed since inception to date.

Focus On Education

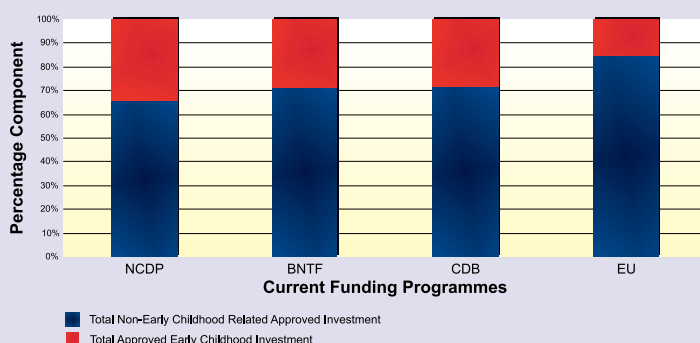
Yearly budgetary commitments of the JSIF during our ten years of operation have included significant investments in education and more so early childhood education.



Children at the Bethel New Testament Basic School playing after the handing over ceremony.

This is as a result of the increased awareness and acceptance that early childhood education plays a vital role in providing the foundation for the academic and social development of the child.

Approved Percentage Expenditure of Early Childhood Education Sub-Projects Relative To Other Approved Percentage JSIF Sub-Project Expenditures



As at March 2006, the JSIF Board of Directors has approved approximately J\$997.4 million for early childhood educational sub-projects, or 26% of our total approved sub-project expenditure since inception. This allocation covers 223 sub-projects, 172 of which have been completed at an estimated cost of J\$660 million. These projects have directly benefited approximately 37,930 children. For the year under review, we approved 25 projects for early childhood institutions and completed 17.

Notable Projects Approved Or Completed For 2005 / 2006

Portmore Park: West Bank Multipurpose Sports Complex Construction (St. Catherine) European Union

- The project was made possible by a grant of J\$15.8 million from the European Union under its Poverty Reduction Programme (PRP) and involves the construction of a mini football field and park, an events/meeting and storage area changing rooms and a perimeter wall for crowd control and asset management purposes.



The completed court at the Portmore Park - West Bank Multipurpose Sports Complex

- The completed complex offers a sporting and recreational area for more than 1000 youths, specifically at-risk adolescents from the West Bank and Portmore Park communities who now have an opportunity to engage in organized and character-building activities through sport and recreation.
- The project was supervised by the community.

Accompong Road Rehabilitation (St. Elizabeth)

Government of Jamaica

- The project will involve the rehabilitation of 3 km of roadway leading into the Maroon Community of Accompong. The rehabilitated road will provide improved access for the 840 residents, including farmers, taxi operators, school children and the elderly, to goods and services as well as give the residents improved access to markets and employment opportunities outside of the community.
- Funding to undertake this project is being provided by the Government of Jamaica at an estimated cost of J\$19.6 million.
- This project gave the JSIF the opportunity to assist in the improvement of the tourism product offered by the Maroons of Accompong.



The existing Accompong road that is to be rehabilitated through funding from the Government of Jamaica.

Arcadia Basic School Construction and Equipping (St. Thomas)

Basic Needs Trust Fund

- In improving facilities for the staff and students at the Arcadia Basic School, the JSIF Board of Directors approved J\$11.3 million through the Basic Needs Trust Fund for the construction of a 2-classroom building with kitchen and sanitary facilities for approximately 50 children.



The newly constructed Arcadia Basic School nears completion

- The land on which the new school is sited was contributed by a family who purchased the land with personal funds and donated it as part of the community contribution for the project.

Grant's Pen Urban Access Roads Rehabilitation (St. Andrew)

World Bank



Left: One of the four roads before rehabilitation



Right: A section of a road in the Grant's Pen community after rehabilitation

- Following a request by the Barbican / Grants Pen Upliftment Movement for funding to rehabilitate four roads in the communities, approval was granted for the project at a cost of J\$8.3 million.
- The project complements the work of organizations such as AMCHAM in Grants Pen and gives the residents easier access to their communities and essential services such as fire and the police as well.
- The project was implemented by the community with JSIF acting as facilitator, and when completed will benefit some 200 families.
- This year JSIF's Board approved 20.25 KM of rural and urban access roadway for rehabilitation

Montpelier Basic School Construction (St. Elizabeth)

Digicel Foundation

- Continuing with our thrust for partnerships with the private sector, the JSIF once again collaborated with the Digicel Foundation in the construction of the Montpelier Basic School at a cost of J\$10.88 million.



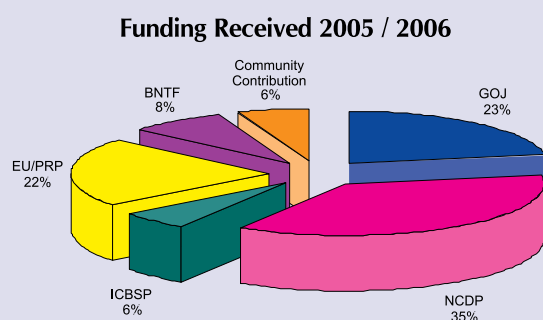
A labourer prepares the site for the relocation of the Montpelier Basic School

- The Digicel Foundation funded the construction of the basic school with the JSIF providing the technical expertise.
- When completed, this school will benefit approximately 90 students.

Mobilising Resources for Poverty Alleviation

The JSIF received funding from several sources during 2005/2006 including the Government of Jamaica (GOJ), the World Bank under the National Community Development Project (NCDP) and the Inner City Basic Services Project (ICBSP), the European Union under its Poverty Reduction Programme (PRP), the Caribbean Development Bank / Canadian International Development Agency (CDB/CIDA) under the Basic Needs Trust Fund (BNTF) and contributions from beneficiary communities. The receipts are as follows:

- J\$185,639,684 was received from the GOJ
- J\$298,597,873 was received under the NCDP
- J\$45,681,472 was received under the ICBSP
- J\$180,857,697 was received under the PRP
- J\$64,738,730 was received under the BNTF
- J\$47,885,000 was received as a community contribution



Other Activities Undertaken During The Year

Caribbean Catastrophe Risk Insurance Facility (CCRIF)

Following the devastation caused by natural disasters in the Caribbean in 2004 and the active hurricane season predicted for 2005, governments of six CARICOM countries (namely Antigua & Barbuda, Dominica,

Grenada, St. Kitts, St. Lucia, St. Vincent & the Grenadines and Jamaica) approached the IBRD for assistance in gaining access to affordable and effective disaster risk financing arrangements.

The Government of Japan responded to a request by the IBRD by providing a grant of US\$1.8 million under its Policy and Human Resource Development (PHRD) Fund. The Grant Agreement was signed in January 2006 and the funds will be used to finance preparatory activities, including feasibility studies, relating to the implementation of the project which aims at assisting the participating governments to strengthen their capacity to manage and transfer large risk exposures resulting from catastrophic events.



Left to Right: Mr. Colin Bullock, Financial Secretary, Mrs. Scarlett Gillings, CD, Managing Director of JSIF, Dr. the Hon. Omar Davies, Minister of Finance & Planning, Mr. Katsumi Maruoka, Councillor at the Japanese Embassy and Dr. Wayne Henry, World Bank Liaison Officer at the signing of the US\$1.8 M grant for the Caribbean Catastrophe Risk Insurance Facility. The Government of Japan provided the funds.

When it comes on stream, the facility will allow Caribbean governments to purchase insurance policies against detrimental natural disasters. Based on its track record and transparency in managing funds, JSIF was asked to be the implementing agency to procure and manage the contracts for the consultancies to carry out the related studies. To date, the JSIF has procured two major contracts with consultants to develop a risk model and risk financing strategies for the Facility. The creation of this CCRIF is to be used as a pilot for a broader programme covering the needs of small states in the Pacific and other regions.

The Way Forward

As we celebrate our tenth anniversary, we acknowledge that in spite of the many contributions made by the JSIF toward the alleviation of poverty, there is still much work to be done. Our continued existence beyond the intended life of the Project denotes the confidence that our partners have in the ability of the JSIF to effectively execute its mandate.

Residents of Flankers, one of communities that will benefit from the Inner City Basic Services For the Poor Project.



The Inner City Basic Services Project Holistic Community Development

Having completed the design phase of the Inner City Basic Services Project (ICBSP), in February 2006, the JSIF and the government of Jamaica successfully negotiated a US\$29.3 million loan with the IBRD. This amount will be complemented by GOJ counterpart funds of US\$3.5 million.

The US\$32.8 million project aims to improve access to basic services, namely clean water, sanitation, road infrastructure, solid waste management and related community-based services in targeted underserved inner city communities.

Following a prioritization exercise, a total of 12 inner city communities were identified in the parishes of Kingston, St. Andrew, St. Catherine, Clarendon and St. James in which to implement the ICBSP.

Implementation of the ICBSP in the targeted communities is slated to begin in June 2006 and is expected to benefit over 13,000 households in these communities. As we chart a course for the way forward, it is intended that the implementation of the ICBSP will be complemented with interventions focusing on rural development with an emphasis on banana and sugar producing communities.

The Creation of New Partnerships

The JSIF continues to believe in, and advocate for strong partnerships with other stakeholders including the private and the public sectors, in order to streamline and enhance our ability to

offer services to as many Jamaicans as possible.

The Inner City Basic Services Project has resulted in the formation of new partnerships between the JSIF and several entities such as the National Solid Waste

His Worship Councillor, Dr. Andrew Wheatley, Mayor of Spanish Town, signing the MOU for the ICBSP between the JSIF and the St. Catherine Parish Council



Table 4 - Beneficiaries Under ICBSP

Parish	Community	Population	Households
Kingston and St. Andrew	Whitfield Town	21,650	4,330
	Passmore Town/Brown's Town (Dunkirk)	5,982	1,196
	Federal Gardens (in Trench Town)	2,391	478
	Jones Town	13,011	2,602
Subtotal Kingston and St. Andrew		43,034	8,606
St. Catherine	Tawes Pen	1,822	364
	Africa/March Pen	3,254	651
	Central Village (Andrew's Lane, Big Lane, Detroit and Little Lane)	5,816	1,171
	Shelter Rock (Dempshire Pen/Jones Pen)	2,772	554
	Lauriston	356	71
	Bog Walk (Knollys)	1,120	224
Subtotal St. Catherine		16,599	3,320
Clarendon	Bucknor/Rectory Lands	1,150	230
Subtotal Clarendon		1,150	230
St. James	Flankers	7,148	1,430
Subtotal St. James		7,148	1,430
Total		66,472	13,301

Management Authority (NSWMA), the Rural Electrification Programme (REP), the Jamaica Public Service Company (JPS) and the National Water Commission (NWC). In addition, we have strengthened our partnership with the Social Development Commission (SDC) and with the Parish Councils under whose responsibility the targeted communities fall.

We are delighted to be celebrating our tenth year in operation. I would like to offer my heartfelt thanks to our stakeholders, our partners in the government, non-governmental organisations and the private sector, our donor agencies and the JSIF Board of Directors, Management and Staff for another year of dedicated hard work.

We look forward to continuing our efforts in the fight against poverty in Jamaica.

Scarlette Gillings, CD
Managing Director
September 1, 2006

Jamaica Social Investment Fund Financing

Initial funding for the JSIF was obtained from the International Bank for Reconstruction & Development (IBRD) / World Bank (WB) in the form of a US\$20 million loan. This helped to leverage assistance from other sources as follows - the Inter-American Development Bank (IDB) - US\$10 million, the Government of the Netherlands - US\$3 million, Organisation of Petroleum Exporting Countries (OPEC) - US\$2 million, and the Department for International Development (DFID) - £476,000 (US\$0.75M). The Government of Jamaica provides counterpart funding under all loan and some grant agreements. In addition the community must give a contribution in cash or kind, which is calculated at an agreed percentage of the overall project cost.

In 2000, additional funding in loans and grants was secured from the Caribbean Development Bank (CDB) - US\$14.32M, and the

European Union - € 6 million respectively. JSIF was chosen as the executing agency for the EU's Poverty Reduction Programme (PRP) because of the Fund's notable success in targeting and improving the conditions in some of Jamaica's poorest communities. This Project has an increased emphasis on community contracting and beneficiary participation; thus giving communities more control over the design and implementation of their projects.

The National Community Development Project (NCDP), which is financed by a loan of US\$15M from the World Bank to the Government of Jamaica (GOJ), also emphasizes the community driven approach. The NCDP is focused on development through increased involvement of the community at all stages of the project cycle. This project was officially launched on February 17, 2003 and is being implemented over a four (4) year period. In 2005 the GOJ obtained further funding to support the NCDP from the OPEC, through a loan agreement for US \$5 million that will end in 2009.

Further funding was obtained in June 2003 through The Basic Needs Trust Fund grant of US\$2.86M, which is being provided jointly by the CDB and the Canadian International Development Agency (CIDA).

This grant makes funding available for infrastructure construction, minor maintenance for education and health facilities, skills training and upgrading, institutional strengthening, public awareness and information, and project management and implementation.

During 2005 the GOJ received funding from the World Bank and the Japanese government to finance the preparation of the Inner City Basic Services for the Poor Project (ICBSP), aimed at improving access to basic

Government of Jamaica officials signing the loan agreement for the Inner City Basic Services Project with World Bank representatives. Right to Left: Dr. Wayne Henry, Liaison Officer World Bank; Caroline Anstey, Director, World Bank Caribbean Country Management Unit, Latin America & the Caribbean Region; Dr. the Hon. Omar Davies, Minister of Finance & Planning; Colin Bullock, Financial Secretary, Ministry of Finance & Planning; Scarlett Gillings, CD, Managing Director, Jamaica Social Investment Fund; Standing: Verdayne Wallace, Director, Loan Administration, Ministry of Finance & Planning



socio-economic infrastructure for residents in targeted inner city communities in Kingston and St. Andrew, St. Catherine, Clarendon and St. James.

A grant of US\$650,000 was received from the Japanese Policy and Human Resources Development (PHRD) fund, along with a project preparation advance of US\$650,000 from the World Bank. A loan agreement was signed by GOJ and the World Bank on May 2006 for US\$29.3M to fund the implementation of the ICBSP. The GOJ will provide counterpart funding of approximately US\$2.7M toward the project.

Over the years the JSIF has developed a sterling reputation for transparent procedures and processes and professional and technical competence. As a result of these attributes the Fund has been approached by various entities to assist or oversee the implementation of projects outside the regular JSIF activities. Recently in response to a request by CARICOM governments for assistance in gaining access to affordable and effective disaster risk financing arrangements, the World Bank proposed a study of the viability of a Caribbean Catastrophe Risk Insurance Facility (CCRIF) which would allow Caribbean countries to pool natural disaster risks.

Preliminary studies (probabilistic risk modelling, risk financing strategy and development of operational guidelines) along with commitments from participating countries and potential donor contributions to a reserve fund are critical to the development of the CCRIF.

The JSIF has been asked to oversee the procurement process for the consultancies to carry out the studies. A grant of US\$1.8M of which Jamaica received US\$0.8M, was provided from the Japanese PHRD fund, to facilitate these preparatory activities.

Breakdown Of Funding Agreements

Current Funding Agreements

SOURCE	AMOUNT (US\$m) ¹	CLOSING DATE	TYPE
Government of Jamaica	18.37	Ongoing	Local Counterpart
Beneficiaries (Community Contribution)	1.8	Ongoing	Local Counterpart
International Bank for Reconstruction and Development (Inner City Basic Services for the Poor)	29.3	December 31, 2011	Loan
Organisation of Petroleum Exporting Countries (2)	5	June 30, 2009	Loan
Japanese Policy and Human Resources Development (PHRD) (Caribbean Catastrophe Risk Insurance Facility)	1.80	October 16, 2006	Grant ²
Basic Needs Trust Fund	2.86	June 30, 2010	Grant
International Bank for Reconstruction and Development (National Community Development Project)	15	July 31, 2007	Loan
European Union (Poverty Reduction Programme)	6.4	June 30, 2006 ³	Grant ⁴
Caribbean Development Bank	14.37	July 31, 2006 ⁵	Loan ⁶
Total	94.9		

¹ Amounts expected to be drawn on

² US\$0.8M was allocated to Jamaica and US\$1M for the OECS countries

³ Revised closing date

⁴ 6 million Euro approximately US\$ 6.4 million, at the date of the signing of the financing agreement

⁵ Revised closing date

⁶ This amount includes a grant of US\$124,000

Breakdown Of Funding Agreements

Closed Funding Agreements

SOURCE	AMOUNT ⁷ (US\$m)	CLOSING DATE	TYPE
Beneficiaries (Community Contribution) ⁸	1.83		Local Counterpart
Government of Jamaica ⁸	10		Local Counterpart ¹⁰
Japanese Policy and Human Resources Development (PHRD) (Inner City Basic Services for the Poor – project preparation)	0.65	March 9, 2006	Grant
Inter-American Development Bank	9.5	July 31, 2002	Loan
Department for International Development	0.77	December 31, 2001	Grant
International Bank for Reconstruction and Development	20	July 31, 2001	Loan
Organisation of Petroleum Exporting Countries	2	June 30, 2001	Loan
Government of the Netherlands	2.8	March 31, 2001	Grant
Government of Japan	0.49	December 31, 1996	Grant
Total	48.04		

⁷ Actual amounts drawn

⁸ Varied closing dates for each funding source as agreed on in the relevant financing agreements

⁹ Varied closing dates for each funding source as agreed on in the relevant financing agreements

¹⁰ This incorporates financing from the European Union during the first phase

Project Information

When the Jamaica Social Investment Fund began operations in 1996 its initial focus was on a demand driven methodology. Under this approach the community would submit the project idea to the JSIF and the Fund would provide financing and implement the project.

New community development methodologies have resulted in different approaches being adopted over the years. In addition to the demand driven methodology the JSIF has integrated community driven development (CDD) into its operations. This is where the JSIF provides the financing and the community implements the project.

A new strategy is targeted interventions, where certain communities receive pre-selected multiple interventions. Under this methodology the communities and types of interventions are pre selected on the basis of greatest need.

Pre-Selected Projects¹

Inner City Basic Services For The Poor Project (ICBSP)

This project, which has a financing commitment of US\$32 million, focuses on:

- Improving access, use and quality of basic infrastructure.
- Rehabilitation and construction of sanitation, drainage and water supply facilities
- Solid waste collection
- Lighting and rehabilitation of public space and recreation areas.
- Violence and crime reduction
- Providing access to micro-finance

The anticipated project outcomes include significantly increased coverage in poor households within the selected communities to water and sanitation facilities, and storm water drainage; strengthening of human and social capital in poor neighborhoods through increased community participation in the planning,

delivery and maintenance of works and services; and improved community safety as measured by reduced crime rates and public perceptions of safety.

Twelve (12) communities have been selected for this intervention. They are:

- **Kingston and St. Andrew:** Whitefield Town, Jones Town, Federal Gardens, Passmore / Brown's Town (Dunkirk)
- **St. Catherine:** Tawes Pen, Africa, Shelter Rock, Knollis (Bog Walk), Central Village (including Big Lane, Detroit, Little Lane and Andrews Lane), Lauriston
- **Clarendon:** Bucknor / Rectory Lands (May Pen)
- **St. James:** Flankers

Activities under the Project have been divided into three components as follows:

1. Access to Services

This will include three key subcomponents:

- **Basic Infrastructure:** This sub-component will finance urban upgrading in project areas through two primary types of infrastructure investments: (i) on-site network and community infrastructure in project areas including water, sanitation, drainage, roads, solid waste management, electricity, street lighting and community centers; and (ii) rehabilitation and construction of off-site water, sewerage and drainage infrastructure critical to maintain service levels in project areas.
- **Access to Financial Services:** The sub component will provide micro-finance services in project areas for productive purposes & incremental home improvements (including connections to basic infrastructure services).



The newly construction Medina Basic School in Manchester

¹ These are projects that were not submitted by any community group or organisation but were chosen on the basis of over whelming community need.

The component will also finance an output-based aid (OBA) instrument to create incentives for existing Financial Institutions (FIs) to provide these services in project areas.

The component will finance two activities: (i) an OBA mechanism for the extension of micro finance loans in project areas; and (ii) consultant services for the training of FIs that are potential bidders, and for JSIF to evaluate bids and carry out monitoring and supervision.

- **Tenure Regularization:** The component will finance the implementation of a pilot land titling initiative targeting residents of ICSBP communities on public land – given the lack of clear, cost-effective and expeditious legal framework for private land acquisition for the regularization of informal occupants on private parcels. Implementation of the pilot component will involve three activities:

- Inventory of Land Ownership
- Development of a Regularization Strategy and Program
- Titling Program

The subcomponent will be implemented through Memoranda of Understanding (MoU) between JSIF and the National Land Agency (NLA), the Land Administration and Management Program (LAMP) the National Housing Development Corporation (NHDC).

2. Public Safety Enhancement and Capacity Building

The component aims to enhance public safety by financing integrated packages of consultant services, training and technical assistance in project communities. The component focuses on supporting both immediate mitigation and conflict resolution activities in addition to other preventative and capacity enhancement interventions that will have a medium-term impact on levels of public safety.

In particular, the component will finance initiatives in four broad categories: (i) operation of Peace and Justice community centers; (ii) mediation and conflict resolution; (iii) alternative livelihoods and skills development; and (iv) youth education and recreation.

These interventions are complemented by the series of physical investments in peace and justice community centers, recreational facilities, street lighting, traffic management and removal of zinc fencing physical investments.

3. Project Management

This component focuses on the financing of consultant services, goods, training and operating costs for project management and administration. JSIF will recruit core staff for project management including a Program Manager, Supervision Engineers, Crime and Violence Specialist, Community Liaison Officers, Social Specialists and related staff. The component will also finance consultant services for:

- Monitoring and citizen report cards
- Mid-term and end-project impact evaluation
- Financial audits
- Technical supervision and audits



Demand-Driven Projects²

Breakdown of project types under each sector:

Social Infrastructure (SI) includes the rehabilitation, expansion, construction and equipping of basic, primary and all-age schools, health centres, community based water systems, homes for children, the elderly and the disabled, day care centres, community training centres and sports facilities, sanitary conveniences, drains and canals.

Economic Infrastructure (EI) includes the construction, rehabilitation and upgrading of feeder roads in farming communities, bridge approaches, small bridges, footpaths, small factory facilities producing agricultural products and markets.

Social Services (SS) includes Conflict Resolution, Career Guidance and Job Placement, Counselling for families and youth, Skills training for the productive sector

Organisational Strengthening (OS) includes providing technical assistance and training to sub-project sponsors and communities to upgrade their skills in organization and mobilization and in the preparation, implementation management and maintenance of projects. This assistance is also given to Governmental and non-governmental institutions in participatory project identification.

² These are projects that were submitted to JSIF by a community group, non-governmental organisation, Government Ministry / Agency or private sector body. They are implemented using either the “traditional” methodology of JSIF implementing the project with input from the beneficiaries or community based contracting, where the community implements the project.

World Bank (Loan 2) – National Community Development Project (NCDP)

Projects Approved: December 2002 – January 2006

#	Project Name	Project Amount J\$	Date Approved	Parish	District	Implementation Methodology	Sector
1	100 Lane/park Lane Multi-Purpose Court	1,184,377	23-Jun-04	St. Andrew	Whitehall Gardens	Traditional	SI
2	3D Early Childhood Centre for Children with Disabilities Rehabilitation & Equipping	4,497,121	25-May-05	St. Catherine	Spanish Town Central	Traditional	SI
3	Ackles Hill Early Childhood Institute Rehabilitation & Expansion	5,000,000	27-Jul-05	St. Catherine	Kitson Town	CBC	SI
4	Aenon Town All Age School Expansion	12,310,852	29-Jan-03	Clarendon	Aenon Town	Traditional	SI
5	Airy Castle / Bowden Hill Road Rehabilitation	10,409,988	27-Jul-05	St. Andrew	Stony Hill	Traditional	EI
6	Airy Castle to Bowden Hill Drain Construction	5,361,036	27-Jul-05	St. Andrew	Stony Hill	CBC	EI
7	Ambrook Lane Sports Complex Rehabilitation	2,370,908	19-Jan-05	St. Andrew	Half Way Tree	CBC	SI
8	Anchovy Primary School Fencing	2,271,026	19-Mar-03	St. James	Anchovy / Catherine Mount	Traditional	SI
9	Andrews Pen Lane Rehabilitation	5,190,255	16-Mar-05	St. Andrew	Grant's Pen	CBC	EI
10	Arcadia to Mellerswood Feeder Road	13,397,937	29-Oct-03	St. James	Mocho	Traditional	EI
11	Axe-and-Adze Feeder Road Rehabilitation	16,140,979	5-Oct-05	Hanover	Mt. Peto	Traditional	EI
12	Balmagie Primary School Playfield Rehabilitation	4,978,513	28-Jul-04	St. Andrew	Waterhouse	CBC	SI
13	Bamboo Primary & Junior High School Expansion	11,933,509	7-Sep-05	St. Ann	Bamboo	Traditional	SI
14	Beeston Spring to Left Feeder Road	16,816,906	5-Oct-05	Westmoreland	Beeston Spring	Traditional	EI
15	Bellas Gate Basic School Construction & Equipping	10,937,817	24-Nov-04	St. Catherine	Bellas Gate	Traditional	SI
16	Bigwoods Basic School - equipping	2,281,787	29-Jan-03	Manchester	Craighead	Traditional	SI
17	Blackwood Gardens Basic School Construction (Old Harbour Bay Basic School Construction)	8,545,067	22-Jun-05	St. Catherine	Old Harbour Bay	Traditional	SI

#	Project Name	Project Amount J\$	Date Approved	Parish	District	Implementation Methodology	Sector
18	Bottom Bonnett Road Rehabilitation	15,636,089	27-Aug-03	St. Catherine	Guy's Hill	Traditional	EI
19	Boys Town Basic School Rehab and Expansion	5,594,789	21-Apr-04	St. Andrew	Trench Town	Traditional	SI
20	Brampton All Age School Upgrade	1,050,577	27-Jul-05	Trelawny	Brampton	CBC	SI
21	Broadleaf Basic School Rehabilitation & Completion	6,451,588	22-Jun-05	Manchester	Comfort	CBC	SI
22	Buena Vista Community Centre Reconstruction	8,745,227	27-Apr-05	St. Elizabeth	Myersville	Traditional	SI
23	Buff Bay Baptist Basic School Construction	10,511,297	19-May-04	Portland	Buff Bay	Traditional	SI
24	Cacoon All Age Expansion & Minor Rehabilitation	8,608,275	28-Jul-04	Hanover	Cacoon	Traditional	SI
25	Cacoon Basic School Expansion, Equipping & Play Area Construction	2,500,000	25-Jan-06	Hanover	Cacoon	CBC	SI
26	Campbell's Castle Basic School Sanitation & Paving	2,266,928	29-Jan-03	Manchester	Windsor	Traditional	SI
27	Carron Hall Health Center Completion	5,201,675	17-Dec-04	St. Mary	Carron Hall	CBC	SI
28	Cavaliers All Age School Fencing	1,871,145	27-Aug-03	St. Andrew	Mannings Hill	Traditional	SI
29	Central Village Health Centre Rehabilitation & Expansion	5,498,076	18-Feb-04	St. Catherine	Central Village	Traditional	SI
30	CFNI / Egg Production at Bog	274,061	25-May-05	Trelawny	Bog	CBC	EI
31	CFNI / Elim Agricultural Support Project	481,300	25-May-05	St. Elizabeth	Elim (Elim Wood)	CBC	EI
32	CFNI / Mahogany Hall Development Cooperative	1,026,587	25-May-05	Trelawny	Sawyers	CBC	EI
33	CFNI / Reaches Chips Project	300,000	25-May-05	Portland	Port Antonio	CBC	EI
34	Chalky Hill Basic School Construction	7,132,635	29-Jan-03	St. Ann	Steer Town	Traditional	SI
35	Challenger's Summer Camp 2004	125,000	21-Jul-04	Multi Parish	Multi-District	Traditional	SS
36	Chambers Pen Basic School Rehabilitation & Equipping	4,473,715	30-Sep-03	Hanover	Chambers Pen	Traditional	SI

#	Project Name	Project Amount J\$	Date Approved	Parish	District	Implementation Methodology	Sector
37	Champion Community Club Summer Camp	293,080	28-Jul-04	St. Andrew	Drewsland (Waterhouse)	Traditional	SS
38	Chantilly Basic School Completion & Equipping	5,915,716	30-Jul-03	Westmoreland	Lennox Bigwoods	Traditional	SI
39	Children First Summer Camp	500,000	21-Jul-04	St. Catherine	Spanish Town	Traditional	SS
40	Children of the Sun Summer Camp 2004	292,250	21-Jul-04	Portland	Hope Bay	Traditional	SS
41	Children's Ministry Summer Camp (Elderslie Pen)	87,000	21-Jul-04	St. Catherine	Tawes Pen	Traditional	SS
42	Church Pen Domestic Water Supply	3,560,000	23-Nov-05	St. Catherine	Old Harbour	CBC	SI
43	Crystal City Sanitation Project	6,000,000	19-Jan-05	St. Thomas	Lysone	CBC	SI
44	CURE Ltd. Building Expansion	\$2,500,000	25-May-05	St. Andrew	Trench Town	CBC	SI
45	Donnington Primary School Upgrading	6,482,772	27-Apr-05	St. Mary	Wood Park	CBC	SI
46	Duanvale Primary School Rehabilitation & Sanitation	12,763,871	22-Jun-05	Trelawny	Duanvale	Traditional	SI
47	Duckenfield Parenting Guidance Training	85,320	7-Sep-05	St. Thomas	Golden Grove	Traditional	SS
48	Dunrobin Basic School Construction	6,000,000	23-Nov-05	St. Andrew	Forest Hill / Red Hills	CBC	SI
49	Dupont Primary School Expansion	16,433,365	22-Sep-04	St. Andrew	Olympic Gardens	Traditional	SI
50	East St. Andrew Initiative Summer Camp 2005	400,000	27-Jul-05	St. Andrew	August Town	CBC	SS
51	Elderslie Primary & Junior High Equipping	580,000	27-Jul-05	St. Elizabeth	Elderslie	CBC	SI
52	Elsie Bemand Home for Girls Rehabilitation	820,799	Oct - Nov 2004	St. Andrew	Havendale	CBC	SI
53	Family & Parenting Centre Computer Equipping	2,371,648	24-Nov-04	St. James	Montego Bay	CBC	SI
54	Family Court Parenting Skills Seminar	30,000	27-Apr-05	Kingston	Downtown	Traditional	SI
55	First Missionary Basic School Construction & Equipment	10,763,329	27-Jul-05	Kingston	Downtown	CBC	SI

#	Project Name	Project Amount J\$	Date Approved	Parish	District	Implementation Methodology	Sector
56	Galloway (Waterworks) Basic School Construction	8,806,588	25-May-05	Westmoreland	Waterworks	Traditional	SI
57	Golden Valley Infant & All Age School Perimeter Fencing	1,800,000	22-Jun-05	St. Andrew	Tom's River	CBC	SI
58	Golf Academy Summer Camp 2005	348,003	27-Jul-05	Multi Parish	Multi District	CBC	SS
59	Good Hope Primary School Rehabilitation & Basic School Construction & Equipping	7,779,468	30-May-03	St. Catherine	Old Harbour	Traditional	SI
60	Gordon Town Sports Complex Rehabilitation	6,000,000	19-Jan-05	St. Andrew	Gordon Town	CBC	SI
61	Grants Pen Urban Access Roads Rehabilitation	5,355,799	16-Mar-05	St. Andrew	Grant's Pen	CBC	EI
62	Greenvale Land Settlement Road Rehabilitation	7,497,712	19-Mar-03	Manchester	Greenvale	Traditional	EI
63	Hamilton Mountain Basic School Equipping	217,691	18-Dec-02	St. Mary	Oracabessa	Traditional	SI
64	Handz Down Training Centre (Cosmetology) Equipping	445,000	14-Dec-05	St. Andrew	Mountain View / Vineyard Town	CBC	SI
65	Heartease Community Centre Expansion	2,000,000	7-Sep-05	St. Thomas	Heartease	CBC	SI
66	Hartland Basic School Upgrading	4,000,000	7-Sep-05	St. Mary	Wood Park	CBC	SI
67	Hurricane Ivan Repairs - Alley Primary School	1,890,979	Oct - Nov 2004	Clarendon	Alley	Traditional	SI
68	Hurricane Ivan Repairs - August Town Primary	1,804,280	Oct - Nov 2004	St. Andrew	August Town	Traditional	SI
69	Hurricane Ivan Repairs - Ballards Valley Primary School	6,009,463	Oct - Nov 2004	St. Elizabeth	Junction	Traditional	SI
70	Hurricane Ivan Repairs - Barbary Hall Basic School	*	Oct - Nov 2004	St. Elizabeth	Barbary Hall	Traditional	SI
71	Hurricane Ivan Repairs - Barbary Hall Primary School	2,682,915	Oct - Nov 2004	St. Elizabeth	Barbary Hall	Traditional	SI
72	Hurricane Ivan Repairs - Baxter's Mountain All Age School	4,071,196	Oct - Nov 2004	St. Mary	Annotto Bay	Traditional	SI
73	Hurricane Ivan Repairs - Bethlehem All Age & Infant School	2,639,249	Oct - Nov 2004	St. Elizabeth	Malvern	Traditional	SI
74	Hurricane Ivan Repairs - Bigwoods Primary School	1,717,397	Oct - Nov 2004	St. Elizabeth	Bigwoods	Traditional	SI

#	Project Name	Project Amount J\$	Date Approved	Parish	District	Implementation Methodology	Sector
75	Hurricane Ivan Repairs - Brittonville All Age School	*	Oct - Nov 2004	St. Ann	Cave Valley	Traditional	SI
76	Hurricane Ivan Repairs - Broadgate Basic School	974,676	Oct - Nov 2004	St. Mary	Broadgate	Traditional	SI
77	Hurricane Ivan Repairs - Broadgate Primary School	*	Oct - Nov 2004	St. Mary	Broadgate	Traditional	SI
78	Hurricane Ivan Repairs - Bromley Basic School	6,310,384	Oct - Nov 2004	St. Mary	Clonmel	Traditional	SI
79	Hurricane Ivan Repairs - Bromley Primary School	*	Oct - Nov 2004	St. Mary	Clonmel	Traditional	SI
80	Hurricane Ivan Repairs - Bryce Primary School	3,529,694	Oct - Nov 2004	Manchester	Coleyville	Traditional	SI
81	Hurricane Ivan Repairs - Cascade Primary School	4,287,287	Oct - Nov 2004	Portland	Cascade	Traditional	SI
82	Hurricane Ivan Repairs - Central Branch Primary School	5,033,626	Oct - Nov 2004	St. Andrew	Jones Town	Traditional	SI
83	Hurricane Ivan Repairs - Chapleton All Age School	4,255,852	Oct - Nov 2004	Clarendon	Chapleton	Traditional	SI
84	Hurricane Ivan Repairs - Chetwod Primary School	*	Oct - Nov 2004	St. James	Belmont	Traditional	SI
85	Hurricane Ivan Repairs - Clavery Cottage All Age School	650,927	Oct - Nov 2004	Portland	Clavery Cottage	Traditional	SI
86	Hurricane Ivan Repairs - Cokes View Primary School	1,475,194	Oct - Nov 2004	Westmoreland	Whithorn	Traditional	SI
87	Hurricane Ivan Repairs - Colegate Basic School	527,078	Oct - Nov 2004	St. Ann	Ocho Rios	Traditional	SI
88	Hurricane Ivan Repairs - Coley Mountain All Age School	1,341,267	Oct - Nov 2004	Manchester	Somerset	Traditional	SI
89	Hurricane Ivan Repairs - Content Basic School	6,253,907	Oct - Nov 2004	St. Andrew	Lawrence Tavern	Traditional	SI
90	Hurricane Ivan Repairs - Content Primary School	*	Oct - Nov 2004	St. Andrew	Lawrence Tavern	Traditional	SI
91	Hurricane Ivan Repairs - Elliot Basic School	1,281,912	Oct - Nov 2004	St. Mary	Richmond	Traditional	SI
92	Hurricane Ivan Repairs - Epping Forest Primary School	11,328,143	Oct - Nov 2004	St. Elizabeth	Potts Dam	Traditional	SI
93	Hurricane Ivan Repairs - Faith Basic School	1,710,085	Oct - Nov 2004	Clarendon	May Pen	Traditional	SI

#	Project Name	Project Amount J\$	Date Approved	Parish	District	Implementation Methodology	Sector
94	Hurricane Ivan Repairs - Fellowship Primary & Junior High	90,398	Oct - Nov 2004	Portland	Fellowship	Traditional	SI
95	Hurricane Ivan Repairs - Fergusson Basic School	620,857	Oct - Nov 2004	Manchester	Spur Tree	Traditional	SI
96	Hurricane Ivan Repairs - Ferris Primary School	788,155	Oct - Nov 2004	Westmoreland	Savanna La Mar	Traditional	SI
97	Hurricane Ivan Repairs - Frankfield Primary & Infant School	3,874,087	Oct - Nov 2004	Manchester	Pratville	Traditional	SI
98	Hurricane Ivan Repairs - Free Hill Primary (All Age) School	397,170	Oct - Nov 2004	St. Ann	Bamboo	Traditional	SI
99	Hurricane Ivan Repairs - Grants Mountain All Age School	1,579,970	Oct - Nov 2004	St. Ann	Calderwood	Traditional	SI
100	Hurricane Ivan Repairs - Holly Hill Primary & Infant School	749,389	Oct - Nov 2004	Westmoreland	Dillon Big Woods	Traditional	SI
101	Hurricane Ivan Repairs - Holy Childwood Basic School	*	Oct - Nov 2004	Portland	Swift River	Traditional	SI
102	Hurricane Ivan Repairs - Hope (Lionel) Basic School	1,490,903	Oct - Nov 2004	Clarendon	Lionel Town	Traditional	SI
103	Hurricane Ivan Repairs - Hope Bay Primary School	749,835	Oct - Nov 2004	Portland	Hope Bay	Traditional	SI
104	Hurricane Ivan Repairs - John Austin All Age School	2,323,978	Oct - Nov 2004	Clarendon	Pennants	Traditional	SI
105	Hurricane Ivan Repairs - John's Hall All Age	534,555	Oct - Nov 2004	St. James	John's Hall	Traditional	SI
106	Hurricane Ivan Repairs - Jubilee Town All Age School	2,950,498	Oct - Nov 2004	St. Catherine	Redwood	Traditional	SI
107	Hurricane Ivan Repairs - Lititz All Age School	*	Oct - Nov 2004	St. Elizabeth	Lititz	Traditional	SI
108	Hurricane Ivan Repairs - Little London Primary School	4,230,100	Oct - Nov 2004	Westmoreland	Little London	Traditional	SI
109	Hurricane Ivan Repairs - Main Ridge All Age School	3,106,298	Oct - Nov 2004	Clarendon	Trout Hall	Traditional	SI
110	Hurricane Ivan Repairs - Marlie Hill Primary School	2,265,473	Oct - Nov 2004	Manchester	Marlie Hill	Traditional	SI
111	Hurricane Ivan Repairs - Middlesex Corner Primary School	*	Oct - Nov 2004	Hanover	Mt. Peto	Traditional	SI
112	Hurricane Ivan Repairs - Middleton Primary School	*	Oct - Nov 2004	St. Thomas	Middleton	Traditional	SI

#	Project Name	Project Amount J\$	Date Approved	Parish	District	Implementation Methodology	Sector
113	Hurricane Ivan Repairs - Mile Gully Primary School	3,410,053	Oct - Nov 2004	Manchester	Mile Gully	Traditional	SI
114	Hurricane Ivan Repairs - Milk River Primary School	1,823,127	Oct - Nov 2004	Clarendon	Milk River	Traditional	SI
115	Hurricane Ivan Repairs - Mitchell Town Basic School	1,341,800	Oct - Nov 2004	Clarendon	Mitchell Town	Traditional	SI
116	Hurricane Ivan Repairs - Mitchell Town Primary School	1,504,880	Oct - Nov 2004	Clarendon	Mitchell Town	Traditional	SI
117	Hurricane Ivan Repairs - Moreland Hill Primary School	2,421,427	Oct - Nov 2004	Westmoreland	Delve Bridge	Traditional	SI
118	Hurricane Ivan Repairs - Mount Hermon All Age School	4,450,701	Oct - Nov 2004	St. Catherine	Riversdale	Traditional	SI
119	Hurricane Ivan Repairs - Mount Olivet Primary School	1,317,330	Oct - Nov 2004	Manchester	Cobbla	Traditional	SI
120	Hurricane Ivan Repairs - Mt. Airy Basic School	121,400	Oct - Nov 2004	Westmoreland	Mount Airy	Traditional	SI
121	Hurricane Ivan Repairs - Mt. Eagle Basic School	523,661	Oct - Nov 2004	Westmoreland	Jerusalem Mountain	Traditional	SI
122	Hurricane Ivan Repairs - Nazareth (Maidstone) All Age School	1,323,253	Oct - Nov 2004	Manchester	Maidstone	Traditional	SI
123	Hurricane Ivan Repairs - New Broughton Basic School	86,763	Oct - Nov 2004	Manchester	Cross Keys	Traditional	SI
124	Hurricane Ivan Repairs - Newcombe Valley Basic School	1,036,996	Oct - Nov 2004	St. Elizabeth	Newcombe Valley	Traditional	SI
125	Hurricane Ivan Repairs - Newcombe Valley Primary School	1,354,602	Oct - Nov 2004	St. Elizabeth	Newcombe Valley	Traditional	SI
126	Hurricane Ivan Repairs - Niagara All Age School	2,268,245	Oct - Nov 2004	St. James	Niagra	Traditional	SI
127	Hurricane Ivan Repairs - Old England Primary School	3,252,485	Oct - Nov 2004	Manchester	Old England	Traditional	SI
128	Hurricane Ivan Repairs - Olivet Basic School	141,704	Oct - Nov 2004	St. Thomas	Yallahs	Traditional	SI
129	Hurricane Ivan Repairs - Park Mountain Basic School	680,364	Oct - Nov 2004	St. Elizabeth	Park Mountain	Traditional	SI
130	Hurricane Ivan Repairs - Park Mountain Primary School	1,100,224	Oct - Nov 2004	St. Elizabeth	Park Mountain	Traditional	SI
131	Hurricane Ivan Repairs - Parrottee Basic School	1,983,890	Oct - Nov 2004	St. Elizabeth	Parottee	Traditional	SI

#	Project Name	Project Amount J\$	Date Approved	Parish	District	Implementation Methodology	Sector
132	Hurricane Ivan Repairs - Patrick Town Primary School	*	Oct - Nov 2004	St. Elizabeth	Newell	Traditional	SI
133	Hurricane Ivan Repairs - Paul Island Primary School Rehabilitation	*	Oct - Nov 2004	Westmoreland	Fullerswood	Traditional	SI
134	Hurricane Ivan Repairs - Port Antonio Primary School	2,679,384	Oct - Nov 2004	Portland	Port Antonio	Traditional	SI
135	Hurricane Ivan Repairs - Porters Mountain All Age School	1,277,389	Oct - Nov 2004	Westmoreland	Porters Mountain	Traditional	SI
136	Hurricane Ivan Repairs - Portland Cottage All Age School	1,428,880	Oct - Nov 2004	Clarendon	Portland Cottage	Traditional	SI
137	Hurricane Ivan Repairs - Portland Cottage All Age School (2)	*	Oct - Nov 2004	Clarendon	Portland Cottage	Traditional	SI
138	Hurricane Ivan Repairs - Quickstep All Age School	1,922,120	Oct - Nov 2004	St. Elizabeth	Quickstep	Traditional	SI
139	Hurricane Ivan Repairs - Ramble All Age School	1,740,463	Oct - Nov 2004	St. Mary	Fellowship Hall	Traditional	SI
140	Hurricane Ivan Repairs - Riverside All Age School	994,048	Oct - Nov 2004	Hanover	Kingsvale	Traditional	SI
141	Hurricane Ivan Repairs - Riverside Basic School	1,177,404	Oct - Nov 2004	Hanover	Kingsvale	Traditional	SI
142	Hurricane Ivan Repairs - Robin's Hall All Age School Rehabilitation (Manchester)	*	Oct - Nov 2004	Manchester	Robin's Hall	Traditional	SI
143	Hurricane Ivan Repairs - Rock Hall All Age School	*	Oct - Nov 2004	Portland	Rock Hall	Traditional	SI
144	Hurricane Ivan Repairs - Rock Hall Basic School	768,606	Oct - Nov 2004	St. Andrew	Rock Hall	Traditional	SI
145	Hurricane Ivan Repairs - Rock River Primary School	*	Oct - Nov 2004	Clarendon	Rock River	Traditional	SI
146	Hurricane Ivan Repairs - Rose Bank All Age School	*	Oct - Nov 2004	St. Mary	Dean Pen	Traditional	SI
147	Hurricane Ivan Repairs - Rose Hill Primary School (St. Catherine)	2,432,843	Oct - Nov 2004	St. Catherine	Troja	Traditional	SI
148	Hurricane Ivan Repairs - Roses Valley Basic School	1,016,685	Oct - Nov 2004	St. Elizabeth	Oxford / Roses Valley	Traditional	SI
149	Hurricane Ivan Repairs - Salt Savannah Primary & Infant School	2,019,597	Oct - Nov 2004	Clarendon	Rocky Point	Traditional	SI
150	Hurricane Ivan Repairs - Sharon Basic School	*	Oct - Nov 2004	Manchester	Knockpatrick	Traditional	SI

#	Project Name	Project Amount J\$	Date Approved	Parish	District	Implementation Methodology	Sector
151	Hurricane Ivan Repairs - Smithville Primary School	764,500	Oct - Nov 2004	Clarendon	Smithville	Traditional	SI
152	Hurricane Ivan Repairs - Spanish Town Primary School	*	Oct - Nov 2004	St. Catherine	Dela Vega City	Traditional	SI
153	Hurricane Ivan Repairs - Springfield All Age School	*	Oct - Nov 2004	St. James	Springfield	Traditional	SI
154	Hurricane Ivan Repairs - St. Patrick's Primary School	*	Oct - Nov 2004	St. Andrew	Woodford Park	Traditional	SI
155	Hurricane Ivan Repairs - St. Pauls Primary School	2,874,890	Oct - Nov 2004	Westmoreland	Sheffield	Traditional	SI
156	Hurricane Ivan Repairs - St. Theresa All Age School	989,194	Oct - Nov 2004	St. Andrew	Mt. James	Traditional	SI
157	Hurricane Ivan Repairs - Steer Town All Age School	*	Oct - Nov 2004	St. Ann	Steer Town	Traditional	SI
158	Hurricane Ivan Repairs - Sterling Basic School	1,545,841	Oct - Nov 2004	Westmoreland	Grange Hill	Traditional	SI
159	Hurricane Ivan Repairs - Strawberry Primary & Junior High School	*	Oct - Nov 2004	Westmoreland	Strawberry	Traditional	SI
160	Hurricane Ivan Repairs - Sunbury All Age School	777,478	Oct - Nov 2004	Clarendon	Smithville	CBC	SI
161	Hurricane Ivan Repairs - Sunbury Basic School	*	Oct - Nov 2004	Clarendon	Ritches	Traditional	SI
162	Hurricane Ivan Repairs - Tangle River Basic School	*	Oct - Nov 2004	St. James	Tangle River	Traditional	SI
163	Hurricane Ivan Repairs - Time & Patience Primary School	*	Oct - Nov 2004	St. Catherine	Beggars Bush	Traditional	SI
164	Hurricane Ivan Repairs - Torrington Strathbogie Basic School	1,490,987	Oct - Nov 2004	Westmoreland	Savanna La Mar	Traditional	SI
165	Hurricane Ivan Repairs - Trinityville Primary School	3,959,831	Oct - Nov 2004	St. Thomas	Trinityville	Traditional	SI
166	Hurricane Ivan Repairs - Tryall Early Childhood Institution	*	Oct - Nov 2004	St. Elizabeth	Old Bottom	Traditional	SI
167	Hurricane Ivan Repairs - Unity Primary & Infant School	2,463,595	Oct - Nov 2004	St. Andrew	Lawrence Tavern	Traditional	SI
168	Hurricane Ivan Repairs - Victoria Primary School	774,060	Oct - Nov 2004	Clarendon	Thompson Town	Traditional	SI
169	Hurricane Ivan Repairs - Wanstead All Age School	*	Oct - Nov 2004	Clarendon	Palmer's Cross	Traditional	SI

#	Project Name	Project Amount J\$	Date Approved	Parish	District	Implementation Methodology	Sector
170	Hurricane Ivan Repairs - Warsop All Age School	2,145,330	Oct - Nov 2004	Trelawny	Warsop	Traditional	SI
171	Hurricane Ivan Repairs - Wiese Road Basic School	8,108,099	Oct - Nov 2004	St. Andrew	Bull Bay / Seven Miles	Traditional	SI
172	Hurricane Ivan Repairs - Williamsfield All Age School	5,282,747	Oct - Nov 2004	Westmoreland	Williamsfield	Traditional	SI
173	Ionie Whorms Inner City Counselling Centre Summer Camp 2004	223,500	28-Jul-04	Kingston	Fletcher's Land	Traditional	SS
174	Iris Gellely Primary School Expansion	12,132,942	25-Jun-03	St. Andrew	Jones Town	Traditional	SI
175	Jamaica Society For The Blind Completion	1,030,119	16-Feb-05	St. Andrew	Liguanea	CBC	SI
176	James Edwards (Warsop) Methodist Basic School Construction & Equipping	7,131,331	19-Mar-03	Trelawny	Warsop	Traditional	SI
177	Joyland Basic School Construction	6,095,941	23-Jun-04	St. Elizabeth	Schoolfield	Traditional	SI
178	Kings Primary School Fencing	645,280	25-Jun-03	Westmoreland	White House	Traditional	SI
179	Kinloss Basic School Rehabilitation, Fencing & Equipping	1,314,616	29-Jan-03	Trelawny	Kinloss	Traditional	SI
180	Kintyre Community Space Upgrade	5,000,000	16-Feb-05	St. Andrew	Papine	CBC	SI
181	Lime Hall Health Center Completion	4,294,238	22-Sep-04	St. Ann	Lime Hall	CBC	SI
182	Marverly Sports/Community Complex Rehabilitation	3,254,334	28-Jul-04	St. Andrew	Marverly	CBC	SI
183	Masefield Basic School Construction	10,290,177	25-May-05	Westmoreland	Little London	Traditional	SI
184	May Day Basic School Expansion & Rehabilitation	6,829,518	24-Nov-04	Manchester	May Day	Traditional	SI
185	McAuley Primary School Fencing	872,640	25-Jun-03	St. Catherine	Spanish Town	Traditional	SI
186	MCS Basic School Equipping	150,000	27-Jul-05	St. Andrew	Hughenden	CBC	SI
187	Medina to Mayfield Road Construction	6,540,731	17-Dec-04	Manchester	Medina	CBC	EI
188	Middlesex Basic School Completion & Equipping	3,613,046	30-May-03	St. Catherine	Guy's Hill	Traditional	SI

#	Project Name	Project Amount J\$	Date Approved	Parish	District	Implementation Methodology	Sector
189	Montego Bay School Of Hope Expansion & Equipping	6,000,000	19-Jan-05	St. James	West Green	CBC	SI
190	Mount Liberty Hall All Age School Expansion	10,384,172	22-Sep-04	Clarendon	Beckford Kraal	Traditional	SI
191	Mt. Hermon (Hampshire) Basic School Construction	8,520,642	21-Apr-04	St. Catherine	Spanish Town	Traditional	SI
192	Mt. Peto Primary School Expansion	15,304,378	7-Sep-05	Hanover	Mt. Peto	Traditional	SI
193	New Building Multi-purpose Co-operative Society Ltd. Organisational Strengthening	261,280	20-Dec-00	St. Elizabeth	Nain	Traditional	OS
194	New Creation Youth Club & St. Andrew Settlement Summer Camp 2005	349,900	27-Jul-05	St. Andrew	Majesty Gardens	CBC	SS
195	New Road All Age School Expansion	14,915,945.00	25-Jun-03	Westmoreland	New Road	Traditional	SI
196	New Road Basic School Rehabilitation	8,165,087	26-Nov-03	Westmoreland	New Road	Traditional	SI
197	Norman Gardens Primary & Junior High Perimeter Fencing	1,300,000	7-Sep-05	Kingston	Norman Gardens	CBC	SI
198	Nutshell Basic School Construction	9,822,882	21-Jan-04	St. Catherine	Ewarton	Traditional	SI
199	Old Road Basic School Rehabilitation & Fencing	4,434,703	17-Dec-03	St. Catherine	Kitson Town	Traditional	SI
200	Operation Friendship Health Clinic Repairs & Refurbishing	6,000,000	22-Jun-05	Kingston	Downtown	CBC	SI
201	Petersfield Health Centre Fencing	3,384,608	22-Jun-05	Westmoreland	Forthwilliam	CBC	SI
202	Pike Basic School Rehabilitation & Equipping	1,470,299	29-Jan-03	Manchester	Pike	Traditional	SI
203	Rae Town Fishing Village Gear Sheds Repairs	4,500,000	16-Feb-05	Kingston	Rae Town	CBC	EI
204	Retrieve All Age School Rehabilitation	6,000,000	19-Jan-05	St. James	Retrieve	CBC	SI
205	Rio Bueno Basic School Upgrade	1,075,000	27-Jul-05	Trelawny	Rio Bueno	CBC	SI
206	Rise Life Management (Addiction Alert) Organisation Upgrading	5,000,000	7-Sep-05	Kingston	Kingston Central	CBC	SI
207	Robin's Bay Basic School Construction	10,799,128	29-Oct-03	St. Mary	Robin's Bay	Traditional	SI

#	Project Name	Project Amount J\$	Date Approved	Parish	District	Implementation Methodology	Sector
208	Rock Hall All Age School Expansion	9,799,867	26-Nov-03	St. Andrew	Rock Hall	Traditional	SI
209	Roehampton Primary School Rehabilitation	9,757,178	19-Mar-03	St. James	Roehampton	Traditional	SI
210	Rose Town Summer Camp 2004	283,500	21-Jul-04	St. Andrew	Trench Town	Traditional	SS
211	Rugland Road Rehabilitation	27,728,759	30-Sep-03	Hanover	Kingsvale	Traditional	EI
212	Salisbury Plain Basic School Construction & Equipping	8,090,870	17-Dec-03	St. Catherine	Above Rocks	Traditional	SI
213	Save the Children Foundation Summer Camp 2004	167,950	28-Jul-04	St. Andrew	Olympic Gardens	Traditional	SS
214	Sawyers Basic School Fencing & Equipping	530,750	30-May-03	Trelawny	Sawyers	Traditional	SI
215	Servite Primary School Fencing	924,277	18-Dec-02	St. Ann	Brown's Town	Traditional	SI
216	Spring Garden Primary & Infant School Sanitation	965,434	23-Apr-03	Trelawny	Spring Gardens	Traditional	SI
217	Springfield Basic School Expansion & Completion	5,000,000	5-Oct-05	Clarendon	Milk River	CBC	SI
218	St. Andrew Basic School Rehabilitation & Sanitation	6,928,280	18-Feb-04	Trelawny	Albert Town	Traditional	SI
219	St. Boniface Basic School Fence Construction & Playground Equipment	500,000	22-Jun-05	St. Andrew	Harbour View	CBC	SI
220	St. Clements Development Centre Refurbishing	550,000	22-Jun-05	St. Andrew	Kencot	CBC	SI
221	St. George's All Age School Sanitation	5,000,000	7-Sep-05	St. Ann	Blackstonedged	CBC	SI
222	St. Margaret's Church Community Outreach Summer Camp 2005	404,483	27-Jul-05	St. Andrew	Papine	CBC	SS
223	St. Margaret's Church Summer Camp	475,200	21-Jul-04	St. Andrew	Liguanea	Traditional	SS
224	St. Margaret's Human Resource Centre Equipping	253,288	29-Jan-03	St. Andrew	Olympic Gardens	Traditional	SS
225	St. Patrick's Foundation Centre Equipping (Cosmetology)	700,000	7-Sep-05	St. Andrew	Seaview Gardens	CBC	SI
226	St. Richards Primary School Expansion	13,153,542	17-Dec-04	St. Andrew	White Hall	Traditional	SI

#	Project Name	Project Amount J\$	Date Approved	Parish	District	Implementation Methodology	Sector
227	Stettin Methodist Basic School Construction - Part One	8,071,040	21-Jan-04	Trelawny	Stettin	Traditional	SI
228	Sunning Hill Basic School Construction	7,128,691	27-Jul-05	St. Thomas	Sunning Hill	Traditional	SI
229	Tivoli Gardens Gully Rehabilitation	1,945,537	22-Nov-00	Kingston	Tivoli Gardens	Traditional	SI
230	Tivoli Gardens Hardcourt Construction	3,151,252	29-Jan-03	Kingston	Tivoli Gardens	Traditional	SI
231	Tivoli Gardens Railway Oval Billboard Erection	3,068,572	26-Nov-03	Kingston	Tivoli Gardens	Traditional	EI
232	Trinity Basic School Equipping	78,200	16-Feb-05	Manchester	Porus	CBC	SI
233	Trout Hall All Age School Sanitation	4,030,016	22-Sep-04	Clarendon	Trout Hall	Traditional	SI
234	Tulloch Primary School Sanitation	\$4,714,042	25-May-05	St. Catherine	Bog Walk	Traditional	SI
235	Unity Primary & Infant Expansion & Sanitary Conveniences	10,704,747	28-Jul-04	St. Andrew	Lawrence Tavern	Traditional	SI
236	Violence Prevention Programme (UWI)	399,776	27-Apr-05	Multi Parish	Multi District	Traditional	SI
237	Wait-A-Bit All Age School Fencing	2,336,277	28-Jul-04	Trelawny	Wait-A-Bit	CBC	SI
238	Walkerswood Community Centre & Health Rehabilitation	\$4,125,530	25-May-05	St. Ann	Walkerswood	CBC	SI
239	Warsop (Baptist) Basic School Sanitation Construction	1,748,090	22-Sep-04	Trelawny	Warsop	CBC	SI
240	Waterloo Development Foundation Summer Camp 2005	339,640	27-Jul-05	St. Andrew	Barbican	CBC	SS
241	Watson Town Basic School Expansion & Equipping	8,239,631	26-Nov-03	St. James	Dumfries	Traditional	SI
242	Watt Town All Age School Upgrading	4,440,000	7-Sep-05	St. Ann	Watt Town	CBC	SI
243	Western Society for the Upliftment of Children	19,686,770	27-Jul-05	St. James	Montego Bay	Traditional	SI
244	Wheeler's Mount Basic School Rehabilitation	2,467,639	23-Apr-03	St. Catherine	Guy's Hill	Traditional	SI
245	White Sand Road No. 175 Rehabilitation	12,755,854	17-Dec-04	St. Ann	Bohemia	Traditional	EI

#	Project Name	Project Amount J\$	Date Approved	Parish	District	Implementation Methodology	Sector
246	Whitehall Health Centre Construction	\$8,000,000	25-May-05	St. Thomas	White Hall	Traditional	SI
247	Wilson's Run Basic School Construction & Equipping	8,319,002	26-Nov-03	Trelawny	Wilson's Run	Traditional	SI
248	Wire Fence Basic School Construction & Resource Centre Rehabilitation	9,501,463	21-Jan-04	Trelawny	Wire Fence	Traditional	SI
249	Wood Hall Basic School Construction	11,217,813	21-Apr-04	Clarendon	Wood Hall	Traditional	SI
250	Woodhall Basic School Rehabilitation & Equipping	5,972,303	22-Jun-05	St. Catherine	Woodhall	Traditional	SI
251	Wynters Pen & McKoy Land Drain Rehabilitation	7,255,904	27-Apr-05	St. Catherine	Wynters Pen	Traditional	SI
252	Youth Development Foundation Summer Camp	262,287	28-Jul-04	St. Andrew	Meadowbrook/Havendale	Traditional	SS
253	Zion Hill Primary Sanitation and Rehabilitation	4,800,938	21-Apr-04	Manchester	Bombay	Traditional	SI
254	Zion Mount Basic School Sanitation & Rehabilitation	3,952,535	30-May-03	Hanover	Mount Peto	Traditional	SI
	GRAND TOTAL	952,843,864					

- * These are Phase 2 Hurricane Ivan projects that are currently in the design phase and costs are being finalized.
- The figures in bold are Board Approved amounts for projects that are not yet completed.
- The figures that are not in bold are disbursed amounts for projects in final completion (where the final accounts have been settled)
- One project not shown on the above list was also approved for funding during the period indicated but was cancelled before completion for various reasons.
- Under implementation methodology the designation of traditional indicates that the standard JSIF procedures are being used where the Fund handles all procurement and construction responsibilities. The community provides a "community contribution" of cash or kind to the project. The designation of CBC indicates that the community was in charge of procurement and construction with JSIF responsible only for monitoring and providing funds.
- m - Indicates a project that will benefit multiple parishes and districts

European Union – Poverty Reduction Programme (PRP)

Projects Approved: October 2001 – June 2005

#	Project Name	Project Amount J\$	Date Approved	Parish	District	Implementation Methodology	Sector
1	Barracks Road Primary School Expansion & Equipping	10,834,029	29-Oct-03	St. James	Montego Bay	CBC	SI
2	Bellevue Domestic Water Supply Construction	8,908,807	19-May-04	Portland	Bellevue	CBC	SI
3	Bethel New Testament Basic School Completion & Expansion	3,041,986	29-Oct-03	St. Andrew	Kencot	CBC	SI
4	Bloomwell Basic School Construction	9,792,764	30-Jul-03	Clarendon	Thompson Town	Traditional	SI
5	Boston Primary School Expansion	8,964,665	27-Aug-03	Portland	Boston	CBC	SI
6	Brae Head / Crooked River Skills Training Centre Expansion & Equipping	17,804,685	22-Jun-05	Clarendon	Crooked River	CBC	SI
7	Brandon Hill to Bellair Road and Bridge Construction	11,131,051	30-May-03	St. Andrew	Brandon Hill	CBC	EI
8	Bybrook Water Supply Rehabilitation	21,338,259	28-Jul-04	Portland	Bybrook	CBC	SI
9	Cambridge Infant School Expansion & Equipping	7,316,202	29-Oct-03	St. James	Cambridge	CBC	SI
10	Council Of Voluntary Social Services	12,910,500	29-Oct-03	Kingston	Allman Town	CBC	SS
11	Crawford Primary School Sanitation	3,654,147	28-Oct-04	St. Elizabeth	Crawford	CBC	SI
12	Falmouth Market Rehabilitation	25,000,000	16-Mar-05	Trelawny	Falmouth		EI
13	Galilee Basic School Construction	13,454,680	29-Jan-03	Kingston	Rollington Town	CBC	SI
14	Gladys Sheriff Basic School Expansion	3,500,664	21-Apr-04	St. Andrew	Whitfield Town	CBC	SI
15	Hampstead All Age School Sanitation	4,241,817	28-Jul-04	St. Mary	Hampstead	CBC	SI
16	Hampstead Domestic Water Supply	19,649,885	24-Mar-04	St. Mary	Hampstead	CBC	SI
17	Karl Samuda (Black Ants Lane) Avenue Road Rehabilitation	1,608,398	27-Aug-03	St. Andrew	White Hall	Traditional	EI

#	Project Name	Project Amount J\$	Date Approved	Parish	District	Implementation Methodology	Sector
18	Medina Basic School Construction	4,333,625	23-Jun-04	Manchester	Medina	CBC	SI
19	Mount Charles to Luna Feeder Road Rehabilitation	34,685,539	25-Jun-03	St. Mary	Castleton	CBC	EI
20	Mountain Pass Feeder Road Rehabilitation	10,066,278	28-Oct-04	St. Catherine	Linstead	CBC	EI
21	Mountain Pass Water Supply Rehabilitation	4,800,111	28-Oct-04	St. Catherine	Linstead	CBC	SI
22	New Road Domestic Water Supply Upgrade	12,499,089	24-Mar-04	St. Mary	Bonny Gate	CBC	SI
23	Pedro River Water Supply Construction	5,459,375	28-Oct-04	St. Ann	Benson-ton	CBC	SI
24	Portmore Park - West Bank Multi-Purpose Sports Complex Construction	11,705,582	16-Mar-05	St. Catherine	Portmore Park	CBC	SI
25	Rowlandsfield Water Supply Upgrade	7,274,623	16-Mar-05	St. Thomas	Rowlandsfield	CBC	SI
26	St. Leonard Basic School Completion	6,396,735	29-Jan-03	Westmoreland	St Leonards	CBC	SI
27	Wakefield Primary School Rehabilitation	1,600,579	21-Jan-04	Trelawny	Wakefield	CBC	SI
28	Whitfield Town Sanitation Upgrading Project	25,751,578	19-Dec-01	St. Andrew	Bennettland	CBC	SI
29	Wilbert Stewart Basic School Completion & Equipping	4,065,289	30-Jul-03	Kingston	Rockfort	CBC	SI
	GRAND TOTAL	311,790,940					

- The figures in bold are Board Approved amounts for projects that are not yet completed.
- The figures that are not in bold are disbursed amounts for projects in final completion (where the final accounts have been settled)
- A project not indicated on the above list was also approved for funding during the period but was cancelled before completion for various reasons.
- Under implementation methodology the designation of traditional indicates that the standard JSIF procedures are being used where the Fund handles all procurement and construction responsibilities. The community provides a "community contribution" of cash or kind to the project. The designation of CBC indicates that the community was in charge of procurement and construction with JSIF responsible only for monitoring and providing funds.

Basic Needs Trust Fund

Projects Approved: July 2003 – March 2006

#	Project Name	Project Amount \$	Date Approved	Parish	District	Implementation Methodology	Sector
1	Boscobel Primary School Expansion	7,133,608	18-Dec-02	St. Mary	Boscobel	Traditional	SI
2	Horse Guard Basic School Expansion & Equipping	5,215,897	30-Jul-03	St. James	Horse Guard	Traditional	SI
3	Point Hill Remedial Centre Completion	3,292,481	30-Jul-03	St. Catherine	Point Hill	Traditional	SI
4	Homestead Place of Safety Rehabilitation	13,222,198	30-Jul-03	St. Andrew	Stony Hill	Traditional	SI
5	George Cohen Basic School Construction	8,377,908	30-Sep-03	Portland	Port Antonio	Traditional	SI
6	Sanguinetti Basic School Construction & Equipping	8,460,757	30-Sep-03	Trelawny	Thompson Town	Traditional	SI
7	Tarrant Baptist Basic School Construction & Equipping	1,309,148	30-Sep-03	St. Andrew	Molynes Gardens	Traditional	SI
8	Watson Primary School Expansion	15,083,096	30-Sep-03	Clarendon	Lionel Town	Traditional	SI
9	August Town Primary School Expansion	9,936,846	21-Jan-04	St. Andrew	August Town	Traditional	SI
10	St. Benedict's Primary School Expansion	12,596,853	22-Sep-04	St. Andrew	Harbour View	Traditional	SI
11	Denham Town Primary School Rehabilitation & Sanitation	4,266,479	28-Oct-04	Kingston	Denham Town	Traditional	SI
12	Greenwich Town All Age School Rehabilitation	6,426,533	28-Oct-04	St. Andrew	Greenwich Town	Traditional	SI
13	Homestead Primary Rehabilitation and Sanitation	5,735,136	28-Oct-04	St. Catherine	Homestead	Traditional	SI

#	Project Name	Project Amount \$	Date Approved	Parish	District	Implementation Methodology	Sector
14	McAuley Primary School Rehabilitation & Sanitation	7,394,038	28-Oct-04	St. Catherine	Spanish Town	Traditional	SI
15	Seaward Primary and Junior High School Rehabilitation and Sanitation	1,648,209	28-Oct-04	St. Andrew	Seaward Pen	Traditional	SI
16	St. Michael's Primary School Rehabilitation	5,875,909	28-Oct-04	Kingston	Central Down Town	Traditional	SI
17	Ormsby Hall / Holy Rosary Primary School Rehabilitation	8,464,924	24-Nov-04	Kingston	Central Downtown	Traditional	SI
18	Rennock Lodge All Age School Rehabilitation	8,871,500	24-Nov-04	Kingston	D'Aguilar Town & Rennock Lodge	Traditional	SI
19	Seaview Gardens Primary School Expansion & Sanitation	9,642,281	24-Nov-04	St. Andrew	Seaview Gardens	Traditional	SI
20	Arcadia Basic School Construction & Equipping	10,145,606	16-Feb-05	St. Thomas	Morant Bay	Traditional	SI
	GRAND TOTAL	153,099,407					

- The figures in bold are Board Approved amounts for projects that are not yet completed.
- The figures that are not in bold are disbursed amounts for projects in final completion (where the final accounts have been settled)
- One project not indicated above was approved for funding during the period but was cancelled before completion for various reasons.
- Under implementation methodology the designation of traditional indicates that the standard JSIF procedures are being used where the Fund handles all procurement and construction responsibilities. The community provides a "community contribution" of cash or kind to the project.

Caribbean Development Bank

Projects Approved: June 1998 – January 2006

#	Project Name	Project Amount J\$	Date Approved	Parish	District	Implementation Methodology	Sector
1	Above Rocks to Golden River Road Rehabilitation and Organisational Strengthening	18,588,927	27-Feb-02	St. Catherine	Above Rocks	Traditional	EI
2	Allsides Basic School Construction, Equipping and Organisational Strengthening	7,724,098	20-Jun-01	Trelawny	Wait-a-Bit	Traditional	SI
3	Alternatives to Infirmaries Organisational Strengthening	475,000	17-Jul-01	Kingston	Downtown	Traditional	OS
4	Amy Bailey & Other JAMSAVE Supported Schools OS	200,350	22-Nov-00	Multi Parish	M	Traditional	OS
5	Anti Crime Initiative - Easily Achievable Tasks in Selected Communities (Parade Gardens & Delacree Pen)	2,513,000	30-Sep-03	Multi Parish	Multi-District	Traditional	SI
6	Association of Clubs Summer Camp	150,000	26-Jun-02	Westmoreland	Petersfield	Traditional	SS
7	Barnstaple, Biddiford Citizens' Association Organisational Strengthening	298,800	28-Nov-01	Trelawny	Jackson Town	Traditional	OS
8	Bay Farm Villa Citizens Association Organisational Strengthening and Parenting Skills	108,940	25-Jul-01	St. Andrew	Olympic Gardens	Traditional	OS
9	Bay Farm Villas Summer Camp for Inner City Children	397,350	25-Jul-01	St. Andrew	Olympic Gardens	Traditional	SS
10	Belfield Community Development Committee Organisational Strengthening	84,400	30-May-01	St. Mary	Belfield	Traditional	OS
11	Belfield to Albany Feeder Road Rehabilitation	12,755,278	24-Jan-01	St. Mary	Belfield	Traditional	EI
12	Bellevue Basic School Expansion	2,385,470	20-Jun-01	Portland	Swift River	Traditional	SI
13	Belmore Feeder Road Rehabilitation	6,735,360	9-Oct-02	St. Andrew	Mt. James	Traditional	EI
14	Bethal Gap to Richmond Gap Pipeline Upgrading	23,583,694	28-Aug-02	St. Thomas	Cedar Valley	Traditional	SI
15	Biddiford to Jackson Road Rehabilitation	8,572,550	30-May-01	Trelawny	Jackson Town	Traditional	EI
16	Bloombury Road Rehabilitation and Organisational Strengthening	14,311,815	27-Feb-02	St. Elizabeth	Holland	Traditional	EI
17	Bogue Hill All Age School Expansion and Equipping	7,922,072	31-Oct-01	St. James	Montego Bay	Traditional	SI
18	Bogue Roads Rehabilitation and Organisational Strengthening	13,378,579	24-Jul-02	St. Elizabeth	Balacava	Traditional	EI
19	Boscobel Primary School Rehabilitation	8,284,299	22-Nov-00	St. Mary	Boscobel	Traditional	SI
20	Brainerd / Sue River Road Rehabilitation #100	10,616,876	25-Jan-06	St. Mary	Brainerd	Traditional	EI
21	Brandon Hill Basic School Completion	4,183,526	29-Jul-99	St. Andrew	Brandon Hill	Traditional	SI
22	Brandon Hill Basic School Minor Works	372,091	18-Dec-02	St. Andrew	Golden Spring	Traditional	SI

#	Project Name	Project Amount J\$	Date Approved	Parish	District	Implementation Methodology	Sector
23	Brighton Basic School Completion and Equipping	4,523,801	23-Oct-02	St. Elizabeth	Santa Cruz	Traditional	SI
24	Burn to Jericho Road Rehabilitation	8,550,606	9-Oct-02	Clarendon	Kellits	Traditional	EI
25	Cairn Curran Basic School Construction & Equipping	5,770,339	23-Oct-02	Westmoreland	Savanna-la-Mar	Traditional	SI
26	Canaan Height Basic School Equipping and Fencing	415,292	9-Oct-02	Clarendon	May Pen	Traditional	SI
27	Canaan Heights Community Organisational Strengthening	219,164	28-Sep-00	Clarendon	May Pen	Traditional	OS
28	CBO Leadership Strengthening for Participation in Local Governance	3,579,212	28-Sep-00	Multi Parish	M	Traditional	OS
29	Centre for HIV/AIDS Research, Education and Services (CHARES) Expansion & Equipping	4,416,042	22-Nov-00	St. Andrew	Mona	Traditional	SI
30	Champion Community Club Summer Camp	156,900	26-Jun-02	St. Andrew	Waterhouse	Traditional	SS
31	Cheapside Basic School Expansion & Refurbishing	5,850,152	21-Mar-01	St. Elizabeth	Junction	Traditional	SI
32	Child Abuse Project Phase 1: Parish Teams and Workplans	201,875	31-Aug-00	Multi Parish	M	Traditional	SS
33	Clarendon Infirmary Rehabilitation	5,868,979	28-Nov-01	Clarendon	Denbigh	Traditional	SI
34	Combined Disabilities Association OS	421,652	28-Sep-00	St. Andrew	Mona	Traditional	OS
35	Coburn Gardens Summer School Programme	158,352	26-Jun-02	St. Andrew	Olympic Gardens	Traditional	SS
36	Coffee Piece Road Rehabilitation	9,467,698	24-Jan-01	St. Mary	Belfield	Traditional	EI
37	Community Development Best Practices Exposition	698,995	19-Sep-01	Multi parish	M	Traditional	OS
38	Community Facilities Maintenance Skills Training	824,832	24-Jan-01	Multi Parish	M	Traditional	SS
39	Cornwall Barracks Development Association OS	272,224	12-Apr-00	Portland	Moore Town	Traditional	OS
40	Cornwall Gardens Basic School PTA OS	232,840	25-Apr-01	St. James	Montego Bay	Traditional	OS
41	COSPROD Richmond Farm Pullet Production	1,937,531	31-Oct-01	St. Mary	Richmond	Traditional	EI
42	Covenant Basic School Equipping	226,381	27-Nov-02	St. Andrew	August Town	Traditional	SI
43	Craig Town Organisational Strengthening	461,800	28-Aug-02	St. Andrew	Jones Town	Traditional	OS
44	Craig Town Youth Summer Club	274,645	26-Jun-02	St. Andrew	Jones Town	Traditional	SS
45	Craighead to Bigwoods Road Rehabilitation	6,259,036	18-Dec-02	Manchester	Craighead	Traditional	EI
46	Craighton All Age School Rehabilitation & Expansion	13,840,122	18-Dec-02	St. Andrew	Gordon Town	Traditional	SI
47	CRDC Hygiene & Sanitation Manual	180,000	24-Jan-01	Multi Parish	M	Traditional	SS
48	Creative Craft Plus Organisational Strengthening	348,460	12-Apr-00	Multi Parish	M	Traditional	OS
49	Dela -Vega City Youth Club and Salt Pond Road Community Organisational Strengthening	369,756	20-Dec-00	St. Catherine	Spanish Town	Traditional	OS

#	Project Name	Project Amount J\$	Date Approved	Parish	District	Implementation Methodology	Sector
50	Delveland Basic School Completion & Equipping	7,794,807	27-Nov-02	Westmoreland	Delve Bridge	Traditional	SI
51	Drew's Avenue Primary Parent Teacher's Association Organisational Strengthening	223,998	22-Nov-00	St. Andrew	Drewsland	Traditional	OS
52	Drewsland, Jack's Hill, Tavares Gardens Parenting Skills Training	16,648	21-Feb-01	St. Andrew	Drewsland	Traditional	SS
53	Elderslie Basic School Equipping	158,799	29-May-02	St. Elizabeth	Ipswich	Traditional	SI
54	Elletson Methodist Basic School Roofing	1,743,717	22-Nov-00	Kingston	Bourmouth Gardens	Traditional	SI
55	Elletson Primary and Infant Schools Fencing	2,252,643	20-Jun-01	Kingston	Franklyn Town	Traditional	SI
56	Enhancing Capacities of SDC and NGO Partners to Foster Community Participation in Project Design	4,932,500	27-Feb-02	Multi parish	M	Traditional	OS
57	Enhancing Capacities of SDC to provide effective maintenance strategies to enable communities to sustain their infrastructural projects	2,181,000	27-Feb-02	Multi parish	M	Traditional	OS
58	Epworth Basic School Expansion & Equipping	4,207,177	27-Nov-02	St. Ann	Epworth	Traditional	SI
59	Esher Martin Basic School Construction, Equipping and OS	5,582,259	21-Mar-01	St. Mary	Martin	Traditional	SI
60	Ewarton Primary School Sanitation	3,670,710	27-Nov-02	St. Catherine	Ewarton	Traditional	SI
61	Farm Town Basic School completion, Equipping & Organisational Strengthening	1,153,929	31-Oct-01	St. Ann	Discovery Bay	Traditional	SI
62	Flower Hill Agro-Processing	7,396,247	28-Nov-01	St. James	Flower Hill	Traditional	EI
63	Four Paths Community Centre Expansion	2,057,903	24-Jan-01	Clarendon	Four Paths	Traditional	SI
64	Free Town Road Rehabilitation	8,679,638	31-Oct-01	St. Catherine	Glengoffe	Traditional	EI
65	Free Town Water Supply Upgrading	2,454,751	27-Feb-02	St. Catherine	Glengoffe	Traditional	SI
66	Freeman's Hall Citizens' Association Organisational Strengthening	67,074	27-Feb-02	Trelawny	Albert Town	Traditional	OS
67	Friendship Basic School Fencing and Equipping	805,584	9-Oct-02	Trelawny	Wakefield	Traditional	SI
68	Fyffe's Pen Basic School P.T.A. Organisational Strengthening	159,061	30-May-01	St. Elizabeth	Brompton	Traditional	OS
69	Gappist Movement Summer Camp	80,000	26-Jun-02	St. Andrew	Kintyre	Traditional	SS
70	George's Valley Basic School Completion & Equipping	4,704,053	28-Aug-02	St. Elizabeth	Braes River	Traditional	SI
71	Gilbaltore Road Rehabilitation	12,202,766	23-Oct-02	St. Catherine	Bog Walk	Traditional	EI
72	Girl's Town Rehabilitation, Equipping and Social Services	2,421,424	19-Dec-01	St. Andrew	Half Way Tree	Traditional	SI

#	Project Name	Project Amount J\$	Date Approved	Parish	District	Implementation Methodology	Sector
73	Glen Vincent Bromfield (Barton-Newton) Community Resource Centre Completion and Organisational Strengthening	4,626,890	19-Dec-01	St. Elizabeth	Maggotty	Traditional	SI
74	Golden Grove Basic School Completion, Equipping and Organisational Strengthening	6,744,450	28-Nov-01	St. Ann	Golden Grove	Traditional	SI
75	Grange Hill to Packi River Road Upgrading (Dillon Road)	9,267,150	25-Jun-98	Portland	Moore Town	Traditional	EI
76	Granville All Age School Expansion and Equipping	6,864,363	31-Oct-01	St. James	Granville / Pitfour	Traditional	SI
77	Granville Place of Safety Rehabilitation and Organisational Strengthening	7,797,583	28-Nov-01	Trelawny	Granville	Traditional	SI
78	Greenwich Town CDC OS & Youth Life Skills Development Programme	497,290	21-Mar-01	St. Andrew	Greenwich Town	Traditional	OS
79	Greenwich Town Computer Centre Equipping and Social Services	310,900	24-Jul-02	St. Andrew	Greenwich Town	Traditional	SI
80	Gregory Park Prophecy Basic School Construction	6,440,474	22-Nov-00	St. Catherine	Portmore	Traditional	SI
81	Hagley Gap to Penlyne Castle Pipeline Upgrading	11,130,591	3-May-02	St. Thomas	Hagley Gap	Traditional	SI
82	Happy Grove Basic School Construction & Equipping	6,162,104	28-Aug-02	St. Elizabeth	New Market	Traditional	SI
83	Hartland Citizens' Association Organisational Strengthening	88,764	30-May-01	St. Mary	Port Maria	Traditional	OS
84	Hermitage to Farm Road Rehabilitation	6,522,338	28-Aug-02	St. Thomas	Wilmington	Traditional	EI
85	Heywood Hall Citizens' Association Organisational Strengthening	224,447	28-Nov-01	St. Mary	Hampstead	Traditional	OS
86	Hinds Town Basic School Equipping & OS	370,757	27-Feb-02	St. Ann	Walkerswood	Traditional	SI
87	Holly Hill Primary and Infant School Fencing	986,813	26-Jun-02	Westmoreland	Darliston	Traditional	SI
88	Hope for Children, Camp Hope	498,369	26-Jun-02	St. Andrew	Whitfield Town	Traditional	SS
89	Hunt's Town Basic School Equipping and Organisational Strengthening	219,826	25-Jul-01	St. Mary	Port Maria	Traditional	SI
90	Inner City Communities and Police Participatory Learning and Action Project, Kingston, St. Andrew and St. Catherine	1,110,695	20-Dec-00	Multi Parish	M	Traditional	OS
91	Inner-city Development Employment Agency and Liaison Service (Jamaica Chamber of Commerce)	973,764	22-Nov-00	Kingston	Downtown	Traditional	OS
92	Inner-city Renewal Programme Participation Assistance	12,695,000	25-Jul-01	Kingston	Downtown	Traditional	OS
93	Ione Whorms Inner-City Counseling Centre Summer Camp	250,620	28-Aug-02	Kingston	Fletcher's Land	Traditional	SS

#	Project Name	Project Amount J\$	Date Approved	Parish	District	Implementation Methodology	Sector
94	Jackson Town Basic School Fencing and Equipping	140,453	28-Nov-01	Trelawny	Jackson Town	Traditional	SI
95	Jamaica Association for Persons with Mental Retardation Building Completion	4,882,916	22-Aug-00	St. Andrew	Mona	Traditional	SI
96	Jambos Pond Road Rehabilitation and Organisational Strengthening	13,286,297	31-Oct-01	St. Catherine	Glengoffe	Traditional	EI
97	James Hill Basic School Completion and Organisational Strengthening	494,160	20-Mar-02	Clarendon	James Hill	Traditional	SI
98	James Mountain Basic School Equipping	152,494	29-May-02	St. Catherine	Sligoville	Traditional	SI
99	Job Preparation Skills Module Development and Equipping of Samaritan Centre	290,601	25-Jul-01	Kingston	Downtown	Traditional	SS
100	Jones Town Area Council Organisational Strengthening	134,985	22-Aug-00	St. Andrew	Jones Town	Traditional	OS
101	Jones Town Area Council Summer Camp	215,000	26-Jun-02	St. Andrew	Jones Town	Traditional	SS
102	Jubilee Over River Road Rehabilitation	5,850,362	24-Jan-01	St. Mary	Belfield	Traditional	EI
103	Jubilee Town Basic School Equipment	116,500	24-Jul-02	St. Catherine	Spanish Town	Traditional	SI
104	Kitson Town Health Centre Construction	9,044,138	20-Mar-02	St. Catherine	Kitson Town	Traditional	SI
105	KMR Youth Clubs Organisational Strengthening	441,824	28-Sep-00	St. Andrew	Whitfield Town	Traditional	OS
106	Litchfield Basic School Completion, Equipping and Hygiene Awareness Training	5,489,164	19-Dec-01	Manchester	Litchfield	Traditional	SI
107	Longwood Basic School Construction & Equipping	7,045,895	27-Nov-02	Clarendon	Race Course	Traditional	SI
108	Lowe River Primary and Junior High School Chicken Rearing	838,413	29-May-02	Trelawny	Lowe River	Traditional	EI
109	Lowe River Primary Parent Teachers' Association Organisational Strengthening	244,896	22-Nov-00	Trelawny	Lorrimers	Traditional	OS
110	Lower Litchfield Basic School Construction & Equipping	8,027,081	27-Nov-02	Trelawny	Litchfield	Traditional	SI
111	Marcus Garvey Immortal Youth Club	69,982	26-Jun-02	St. Andrew	Whitfield Town	Traditional	SS
112	Marverly Primary School Summer Camp (Movement Star Youth Club)	104,657	26-Jun-02	St. Andrew	Marverly	Traditional	SS
113	Maybole Road Rehabilitation and Organisational Strengthening	16,296,058	20-Jun-01	St. Elizabeth	Ginger Hill	Traditional	EI
114	Middleton Farmers Development Society Organisational Strengthening	164,880	20-Jun-01	St. Andrew	Irish Town	Traditional	OS
115	Mount Olivett Boy's Home Expansion	5,322,540	21-Mar-01	Manchester	Mandeville	Traditional	SI
116	Mount Pelier Basic School Expansion	5,088,524	9-Oct-02	Hanover	Sandy Bay	Traditional	SI
117	National Parenting Advocacy	758,600	26-Jun-02	Multi Parish	Multi-District	Traditional	SS

#	Project Name	Project Amount J\$	Date Approved	Parish	District	Implementation Methodology	Sector
118	New Broughton Basic School Rehabilitation	2,569,927	26-Jun-02	Manchester	Cross Keys	Traditional	SI
119	New Market Oval Citizens - Training in Parenting Skills Development	169,675	22-Nov-00	Westmoreland	Savanna-la-Mar	Traditional	SS
120	New Works Road Upgrading	9,270,723	12-Sep-01	Westmoreland	New Works	Traditional	EI
121	North Gully Wall Construction and Capacity Building	12,171,445	21-Feb-01	St. James	Montego Bay	Traditional	SI
122	Olympic Gardens Football Field Upgrading & Fencing	1,029,862	28-Aug-02	St. Andrew	Olympic Gardens	Traditional	SI
123	Partners for Peace Inner City Conference	740,000	20-Mar-02	Kingston	Central Down Town	Traditional	OS
124	Petersville Basic School Completion & Equipping	4,048,437	23-Oct-02	Westmoreland	Petersville	Traditional	SI
125	Pleasant Hill / Fort George / Baxter Mountain Road Rehabilitation	12,824,307	21-Feb-01	St. Mary	Annotto Bay	Traditional	EI
126	Port Royal Community Groups Organisational Strengthening	325,120	12-Sep-01	Kingston	Port Royal	Traditional	OS
127	Ramble Basic School equipping	56,035	25-Apr-01	Manchester	Porus	Traditional	SI
128	Red Ground Citizens Association & Ting- a-Ling Youth Club OS	272,800	2-Jul-01	St. Catherine	Old Harbour	Traditional	OS
129	Resource Road Rehabilitation	11,110,721	30-May-01	Manchester	Grove Town	Traditional	EI
130	Richmond Agro-Processing Stakeholder Planning Workshop (Phase 1)	318,590	20-Jun-01	St. Mary	Richmond	Traditional	OS
131	Riverton Meadows, Rae Town and Majesty Gardens Parenting Project	95,650	20-Jun-01	St. Andrew	Riverton Meadows	Traditional	SS
132	Rock River All Age School Expansion	5,645,923	23-Jan-02	St. Mary	Rock River	Traditional	SI
133	Rock River All Age School Organisational Strengthening	227,968	27-Feb-02	St. Mary	Rock River	Traditional	OS
134	Rose Hall Community Centre, Basic School Rehabilitation and Organisational Strengthening	9,077,005	25-Jul-01	St. Catherine	Linstead	Traditional	SI
135	Rose Hill Basic School Equipping	109,098	29-May-02	Manchester	Rose Hill	Traditional	SI
136	Rose Town Summer Camp	163,865	26-Jun-02	Kingston	Rae Town	Traditional	SS
137	Sandy Bank Basic School Rehabilitation	689,660	28-Aug-02	St. Elizabeth	Treasure Beach	Traditional	SI
138	S-Corner Community Play Centre Construction, Equipping and Organisational Strengthening	2,910,237	12-Sep-01	St. Andrew	Vineyard Town	Traditional	SI
139	Sinks to Burn Road Rehabilitation	12,173,414	9-Oct-02	Clarendon	Kellits	Traditional	EI
140	Smithfield Basic School Expansion	5,194,733	28-Nov-01	Hanover	Cascade	Traditional	SI
124	Spanish Town Primary School Expansion	7,812,025	22-Nov-00	St. Catherine	Spanish Town	Traditional	SI
142	Spicy Hill Basic School Fencing and Organisational Strengthening	458,346	24-Jul-02	Trelawny	Spicy Hill	Traditional	SI

#	Project Name	Project Amount J\$	Date Approved	Parish	District	Implementation Methodology	Sector
143	Spring Garden and Rock Spring Community Groups Organisational Strengthening	423,840	29-May-02	Trelawny	Spring Gardens	Traditional	OS
144	Spring Garden to Wilmington Road Rehabilitation	11,611,151	28-Aug-02	St. Thomas	Wilmington	Traditional	EI
145	St. Andrew Parish Church Home for Girls	1,804,023	22-Nov-00	St. Andrew	Half Way Tree	Traditional	SI
146	St. Augustine Place of Safety Rehabilitation	3,552,200	12-Sep-01	Clarendon	Chapelton	Traditional	SI
147	St. Christopher's School for the Deaf Fencing	1,012,273	18-Dec-02	St. Ann	Brown's Town	Traditional	SI
148	St. Elizabeth Homecoming Foundation OS (St Elizabeth Participatory Education Planning for Continuing Adult Education)	650,452	22-Aug-00	St. Elizabeth	Multi-District	Traditional	OS
149	St. Jago Basic School Sanitation	354,393	25-Jul-01	Manchester	Asia	Traditional	SI
150	St. Paul's Chapel Basic School Construction	9,150,156	25-Apr-01	Clarendon	Chapelton	Traditional	SI
151	St. Peter's Basic School Equipping	252,470	24-Jul-02	St. Elizabeth	Treasure Beach	Traditional	SI
152	Strathmore Garden Children's Place of Safety Rehabilitation	1,207,298	12-Sep-01	St. Catherine	Strathmore Gardens	Traditional	SI
153	Summer Camp and the Liguanea Cyber-Centre	129,600	26-Jun-02	St. Andrew	Liguanea	Traditional	SS
154	Support for School Children Severe Behavioural Probs.	1,133,170	20-Jan-00	Multi Parish	M	Traditional	SS
155	Swift Purcell Boy's Home Rehabilitation, Equipping and Social Services	3,497,241	20-Mar-02	St. Mary	Clonmel	Traditional	SI
156	Tavern Citizens' Association and Youth Club Organisational Strengthening & Easily Achievable Task (Play Field Drainage)	693,833	24-Jan-01	St. Andrew	Papine	Traditional	OS
157	Trench Town community Based Organisations (Wilton / Federal Gardens District) Organisational Strengthening	915,102	22-Nov-00	St. Andrew	Trench Town	Traditional	OS
158	Trinityville Skills Training Centre Equipment & Roof Repair	1,192,173	24-Jan-01	St. Thomas	Trinityville	Traditional	SI
159	Troja Basic School Sanitation, Rehabilitation & Hygiene Awareness Training	3,102,181	27-Nov-02	St. Catherine	Troja	Traditional	SI
160	Victoria Basic School Completion & Equipping	3,277,423	9-Oct-02	Clarendon	Thompson Town	Traditional	SI
161	Water Glades Golden Age Association Equipping	91,597	9-Oct-02	Kingston	Waterhouse	Traditional	SI
162	Watson Grove Basic School Construction	5,918,348	30-May-01	St. Catherine	Portmore	Traditional	SI
163	White Hall Cross Basic Construction and Rehabilitation	5,884,842	20-Mar-02	St. Elizabeth	Middle Quarters	Traditional	SI
164	Wickwar / Silvergrove Road Rehabilitation and Organisational Strengthening	11,522,814	12-Sep-01	Manchester	Huntley	Traditional	EI
165	Woodlands Basic School Completion	3,287,462	26-Jun-02	Manchester	Cross Keys	Traditional	SI

#	Project Name	Project Amount J\$	Date Approved	Parish	District	Implementation Methodology	Sector
166	York Street Primary School Sanitary Facilities & Hygiene Behaviour Change Training	5,268,334	25-Apr-01	St. Catherine	Linstead	Traditional	SI
167	Young Peoples Movement Summer Camp	191,000	26-Jun-02	Kingston	Central Down Town	Traditional	SS
168	Youth Opportunities Unlimited (YOU) Summer Enrichment Programme	797,999	24-Jul-02	St. Andrew	Cross Roads	Traditional	SS
	GRAND TOTAL	638,786,396					

- The figures in bold are Board Approved amounts for projects that are not yet completed.
- The figures that are not in bold are disbursed amounts for projects in final completion (where the final accounts have been settled)
- Other projects not indicated above were approved for funding during the period but were cancelled before completion for various reasons.
- Under implementation methodology the designation of traditional indicates that the standard JSIF procedures are being used where the Fund handles all procurement and construction responsibilities. The community provides a “community contribution” of cash or kind to the project.
- m - Indicates a project that will benefit multiple parishes and districts

Inter-American Development Bank

Projects Approved: June 1998 – November 2000

Parish	Number Projects Per Parish	Amount Disbursed J\$
Clarendon	3	18,224,603
Hanover	7	39,403,499
Kingston	5	20,443,076
Manchester	4	23,977,134
Multi Parish	2	11,244,696
Portland	9	44,453,115
St. Andrew	7	22,864,326
St. Ann	2	19,441,101
St. Catherine	6	35,391,977
St. Elizabeth	5	27,928,606
St. James	4	17,865,809
St. Mary	6	30,726,815
St. Thomas	1	3,370,931
Trelawny	3	8,345,002
Westmoreland	8	46,759,707
Grand Total	72	370,440,397

Organisation of Petroleum Exporting Countries

Projects Approved: April 1998 – August 2000

Parish	Number Projects Per Parish	Amount Disbursed J\$
Manchester	2	5,771,596
Portland	1	135,592
St. Andrew	6	17,352,296
St. Ann	1	10,196,383
St. Catherine	2	18,194,358
St. Thomas	2	33,746,663
Grand Total	14	85,396,888

Government of the Netherlands

Projects Approved: February 1997- October 1998

Parish	Number Projects Per Parish	Amount Disbursed J\$
Clarendon	2	13,365,057
St. Andrew	3	30,870,531
St. Elizabeth	3	28,603,229
St. Mary	1	17,777,267
St. Thomas	1	16,568,083
Grand Total	10	107,184,167

World Bank – Loan (1)

Projects Approved: October 1996 - July 2001

Parish	Number of Projects Per Parish	Amount Disbursed J\$
Clarendon	20	111,692,676
Hanover	9	32,435,884
Kingston	12	18,052,427
Manchester	8	19,698,832
Multi Parish	11	25,631,373
Portland	16	65,616,877
St. Andrew	28	72,137,390
St. Ann	5	19,933,574
St. Catherine	16	96,966,329
St. Elizabeth	8	28,143,712
St. James	9	45,052,815
St. Mary	6	13,817,778
St. Thomas	10	40,356,831
Trelawny	7	29,377,486
Westmoreland	12	56,072,062
Grand Total	177	674,986,047

Government of Jamaica

Projects Approved: October 1997 – March 2006

#	Project Name	Project Amount J\$	Date Approved	Parish	District	Implementation Methodology	Sector
1	Accompong Road Rehabilitation	18,270,326	26-Oct-05	St. Elizabeth	Accompong	Traditional	EI
2	Alps Primary & Infant School Rehabilitation & Sanitation	7,258,595	23-Nov-05	Trelawny	The Alps	Traditional	SI
3	Amy Bailey Basic School Rehabilitation	285,483	30-May-03	St. Andrew	Cross Roads	Traditional	SI
4	Area Youth Council Foundation OS	3,890,600	28-Oct-99	Kingston	M	Traditional	OS
5	Arnett Gardens Community Interactive Centre Rehabilitation, Equipping and Organisational Strengthening	5,268,115	20-Mar-02	St. Andrew	Trench Town	Traditional	SI
6	Askenish Feeder Road Rehabilitation	21,756,758	26-Oct-05	Hanover	Askenish	Traditional	EI
7	Bay Farm Villas Summer Camp 2005	398,197	27-Jul-05	St. Andrew	Tower Hill	CBC	SS
8	Belmont to Cherry Hill Road Rehabilitation	17,197,223	23-Oct-02	Westmoreland	Bluefields	Traditional	EI
9	Best Kept Basic Schools Competition	855,700	25-Apr-01	Multi Parish	M	Traditional	OS
10	Bethabara Primary & Junior High School Expansion	10,279,220	7-Sep-05	Manchester	Newport	Traditional	SI
11	Boucher Park Sanitation	20,989,794	14-Dec-05	St. Andrew	Richmond Park	Traditional	SI
12	Boys Town All Age School Expansion	12,440,027	17-May-00	St. Andrew	Trench Town	Traditional	SI
13	Braeton Optimist Club Summer Camp 2005	232,020	27-Jul-05	St. Catherine	Braeton	CBC	SS
14	Brandon Hill Community Development Committee Organisational Strengthening	202,876	31-Aug-00	St. Andrew	Brandon Hill	Traditional	OS
15	Care Bear Basic School Construction	11,942,674	26-Oct-05	St. Andrew	Whitfield Town	Traditional	SI
16	Carisbrook Basic School Construction & Equipping	14,313,106	16-Mar-05	St. Elizabeth	Maggotty	Traditional	SI
17	Catadupa Water Supply Upgrading & OS	11,718,668	27-Nov-02	St. James	Catadupa	Traditional	SI
18	Cavaliers Parent Teachers Association Organisational Strengthening	241,590	31-Aug-00	St. Andrew	Cavaliers	Traditional	OS
19	Centre For Students With Learning & Physical Disabilities	3,313,138	25-Jan-06	St. Andrew	Mona	Traditional	SI
20	Challengers Summer Camp 2005	304,497	27-Jul-05	Clarendon	May Pen	CBC	SS
21	Cocoa Walk Road - Top Hill to Resource Main Road (intersection) Rehabilitation	8,138,342	19-Feb-03	Manchester	Marlie Hill	Traditional	EI

#	Project Name	Project Amount J\$	Date Approved	Parish	District	Implementation Methodology	Sector
22	Coolshade to Mexico Road Rehabilitation	12,960,210	30-May-03	St. Catherine	Bog Walk	Traditional	EI
23	CURE / Rose Town Citizen's Association Summer Camp	400,000	22-Jun-05	Kingston	Downtown	CBC	SS
24	Eleven Miles CDC Summer Camp	161,000	22-Jun-05	St. Thomas	Eleven Miles	CBC	SS
25	Epsom Basic School Construction & Equipping	9,761,253	22-Mar-06	St. Mary	Epsom	Traditional	SI
26	Family & Parenting Centre Summer Camp 2005	356,000	22-Jun-05	St. James	Montego Bay	CBC	SS
27	Farm Heights Community Centre - Completion & Equipping	9,100,418	23-Apr-98	St. James	Montego Bay	Traditional	SI
28	First Capital Youth Empowerment Summer Camp 2005	394,948	27-Jul-05	St. Catherine	Dela Vega City	CBC	SS
29	Forest Mountain to Content Road Rehabilitation	19,345,686	23-Apr-03	St. Elizabeth	Content	Traditional	EI
30	Fort George /Camberwell / Georges Hope Road Rehabilitation	35,689,257	21-Feb-01	St. Mary	Annotto Bay	Traditional	EI
31	Fraser Wood to Hopewell Road Rehabilitation	12,165,120	24-Jul-02	St. Mary	Highgate	Traditional	EI
32	George North to Prudence Shop Road Rehabilitation	22,433,821	19-Feb-03	Manchester	Spalding	Traditional	EI
33	Glasgow Road Rehabilitation	9,385,974	5-Oct-05	St. Elizabeth	Maggotty	Traditional	EI
34	Golden Run Water Supply (2)	1,962,695	25-Jul-01	Manchester	Craig Head	Traditional	SI
35	Hampshire Committee for Self Reliance Chicken Rearing Equipping Project	371,459	26-Oct-05	St. Catherine	Riverside	Traditional	EI
36	Hartland Road Rehabilitation	15,027,125	24-Jan-01	St. Mary	Port Maria	Traditional	EI
37	Hartland Water Supply	3,104,640	2-Jul-01	St. Mary	Port Maria	Traditional	SI
38	Hayfield Water Supply Upgrading	20,194,489	26-Oct-05 October - November 2004	St. Thomas	Hayfield	Traditional	SI
39	Hurricane Ivan Repairs - Bethabara Primary School	129,924		Manchester	Newport	Traditional	SI
40	Hyman Town to Prudence Shop Road Rehabilitation	2,377,669	19-Feb-03	Manchester	Spalding	Traditional	EI
41	Inglewood Basic School Construction & Equipping	11,654,886	26-Oct-05	Manchester	Mile Gully	Traditional	SI
42	Ionie Whorms Summer Camp 2003	472,105	30-Jul-03	Kingston	Fletcher's Land	Traditional	SS
43	Islington Early Childhood Institution Construction & Equipping	30,034,185	25-Jan-06	St. Mary	Islington	Traditional	SI
44	Jamaica Association for Persons with Mental Retardation Summer Camp 2005	400,000	22-Jun-05	Kingston	Central Downtown	CBC	SS

#	Project Name	Project Amount J\$	Date Approved	Parish	District	Implementation Methodology	Sector
45	Jamaica Household Workers Association - Organisational Strengthening	1,155,656	23-Jul-98	Multi Parish	M	Traditional	OS
46	Jamaica Household Workers OS : Phase 2	945,970	25-Nov-99	Multi Parish	M	Traditional	OS
47	Jamaica Values and Attitudes (JAMVAT) Project	5,696,010	19-Dec-01	Multi parish	M	Traditional	SS
48	Juno Pen Basic School Construction & Equipping	9,762,904	22-Mar-06	St. Mary	Enfield	Traditional	SI
49	Kiddie's Corner / Coley Mountain Basic School Construction	12,150,415	26-Oct-05	Manchester	Somerset	Traditional	SI
50	Kingston Public Hospital - Equipment & Furniture	2,655,866	25-Nov-99	Multi Parish	Multi-District	Traditional	SI
51	Kingston Public Hospital Renal Dialysis Equip. Refurbishing	2,287,500	29-Jul-99	Kingston	Downtown	Traditional	SI
52	Life Coping Skills for Inner City Children 6-12 Years	297,220	16-Dec-99	Multi Parish	M	Traditional	SS
53	Logie Green Road Rehabilitation	3,401,486	19-Mar-03	Clarendon	Spaldings	Traditional	EI
54	Lorrimer's Water Supply Upgrading	5,647,974	25-Jul-01	Trelawny	Lorrimer's	Traditional	SI
55	Maiden Hall Basic School Construction	10,454,882	14-Dec-05	St. Mary	Decoy	Traditional	SI
56	Marverly Parenting Project	227,812	17-May-00	St. Andrew	Marverley	Traditional	OS
57	May Pen Cemetary Rehabilitation	3,324,687	28-Jul-04	Kingston	West Down Town	Traditional	SI
58	May Pen Infant School Rehabilitation	86,626	30-May-03	Clarendon	May Pen	Traditional	SI
59	Middle Quarters All Age School Expansion & Upgrading	14,410,046	27-Jul-05	St. Elizabeth	Middle Quarters	Traditional	SI
60	Morant Road Rehabilitation	828,930	19-Mar-03	Clarendon	Spaldings	Traditional	EI
61	Morningside Basic & Primary Schools Rehabilitation & Sanitation	11,183,865	26-Oct-05	St. Elizabeth	Junction	Traditional	SI
62	Mother Fleure Water Supply (2)	4,945,280	25-Jul-01	Manchester	Craighead	Traditional	SI
63	Mount Salus Basic School Construction & Equipping	12,508,489	22-Mar-06	St. Andrew	Mannings Hill	Traditional	SI
64	NYS Success Camp	1,000,001	27-Jul-05	Multi Parish	Multi District	CBC	SS
65	Oakglades Multi-purpose Centre Rehabilitation	12,956,347	29-May-02	St. Andrew	Delacree Pen	Traditional	SI
66	Paradise Basic School Construction	6,513,883	30-May-01	Kingston	Downtown	Traditional	SI
67	Pear Tree Grove Water Supply Upgrading (2)	5,231,918	20-Mar-02	St. Catherine	Guy's Hill	Traditional	SI

#	Project Name	Project Amount J\$	Date Approved	Parish	District	Implementation Methodology	Sector
68	Plowden Basic School Construction	9,051,949	7-Sep-05	Manchester	Plowden	Traditional	SI
69	Riverton Meadows Skills Training Centre OS	294,400	16-Dec-99	St. Andrew	Riverton Meadows	Traditional	OS
70	Robins River to Mt. Airy Road Rehabilitation	18,015,507	23-Oct-02	Westmoreland	Bluefields	Traditional	EI
71	Rural Family Support Resource Centre Upgrading	168,200	30-May-03	Multi Parish	M	Traditional	SI
72	Sadom (Moravia) Road Rehabilitation	1,739,689	19-Mar-03	Clarendon	Moravia	Traditional	SI
73	Spanish Town Hospital Sewerage Treatment Plant Equipping	10,531,016	25-Nov-99	St. Catherine	Spanish Town	Traditional	SI
74	Spanish Town Infant School Sanitation - Part 2	1,642,134	22-Mar-06	St. Catherine	Spanish Town	Traditional	SI
75	Spanish Town Infant School Sanitation Upgrade	1,501,578	5-Oct-05	St. Catherine	Spanish Town	Traditional	SI
76	Spanish Town Infirmary Minor Rehabilitation Works	2,005,144	22-Aug-00	St. Catherine	Spanish Town Central	Traditional	SI
77	Spring Vale Parent Teachers Association Organisational Strengthening	194,113	31-Aug-00	St. Catherine	Spanish Town	Traditional	OS
78	Spring Village Summer Camp 2005	300,000	22-Jun-05	St. Catherine	Old Harbour	CBC	SS
79	St. Andrew Care Centre Completion	2,192,606	29-May-02	St. Andrew	Half Way Tree	Traditional	SI
80	St. Patrick's Foundation Skills Training Center Rehabilitation	615,646	23-Apr-03	Multi Parish	M	Traditional	SI
81	St. Thomas Health Department Rehabilitation	1,172,115	23-Apr-03	St. Thomas	Morant Bay	Traditional	SI
82	Steer Town Health Centre Construction	15,189,250	26-Oct-05	St. Ann	Steer Town	Traditional	SI
83	Stettin Methodist Basic School Completion - Part Two	3,629,732	21-Jan-04	Trelawny	Stettin	Traditional	SI
84	Treadlight Road Rehabilitation	9,528,092	26-Oct-05	Clarendon	May Pen	Traditional	EI
85	Trelawny Mediation Association Conflict Resolution (equipment)	80,456	25-Jul-01	Trelawny	Falmouth	Traditional	SS
86	University of the West Indies Sports Camp 2003	365,000	30-Jul-03	St. Andrew	Mona	Traditional	SS
87	Upper Litchfield Basic School Furniture & Equipment	395,587	18-Dec-02	Trelawny	Litchfield	Traditional	SI
88	Vision Development Foundation/Tony Spaulding Sports Complex	16,309,712	30-Oct-97	Kingston	Jones Town	Traditional	SI
89	Windsor Girls Home	12,086,173	25-Jul-00	St. Ann	St. Ann's Bay	Traditional	SI

#	Project Name	Project Amount J\$	Date Approved	Parish	District	Implementation Methodology	Sector
90	Woodlands to Tatewood Road Rehabilitation	31,094,004	23-Apr-03	St. Elizabeth	Woodlands	Traditional	EI
91	Youth Inclusion Through Information & Communication Technology	182,784	30-Jul-03	St. Andrew	Half Way Tree	Traditional	SS
GRAND TOTAL		653,138,463					

- The figures in bold are Board Approved amounts for projects that are not yet completed.
- The figures that are not in bold are disbursed amounts for projects in final completion (where the final accounts have been settled)
- Other projects not indicated above were approved for funding during the period but were cancelled before completion for various reasons.
- Under implementation methodology the designation of traditional indicates that the standard JSIF procedures are being used where the Fund handles all procurement and construction responsibilities. The community provides a “community contribution” of cash or kind to the project. The designation of CBC indicates that the community was in charge of procurement and construction with JSIF responsible only for monitoring and providing funds.
- m - Indicates a project that will benefit multiple parishes and districts

Directors' Report

Directors' Report to the Stockholders

The Directors are pleased to submit this report along with the Audited Financial statements for the year ended March 31, 2006.

Financial Position

The financial position of the JSIF at March 31, 2006 is shown in the financial statements on **page 57**. Below is a summary of the financial position:

Summary of Financial Position

	\$(I)
Current Assets	112,572,695
Current Liabilities	112,571,695
Net Current Assets	1,000
Financed by Shareholder's Equity	1,000

Dividends

No dividends were recommended for payment, in accordance with the prohibition contained in the company's Memorandum of Association

Directors

The Directors wish to welcome Mr. Kirk Brown, Ms. Keisha Burgher, Ms. Carina Cockburn, Mr. Randolph Daley and Ms. Onika Miller as new members to the Board of Directors.

The Directors wish to extend our thanks for years of dedicated service to the outgoing members Ms. Eleanor Jones, Mr. Donovan Perkins, Mrs. Anne Marie Bonner, Ms. Selena Tapper, and Mrs Beverly Lawrence.

Auditors

Deloitte and Touche have indicated their willingness to continue as auditors and so their appointment will be proposed at the Tenth Annual General Meeting.

The Directors wish to thank the Management and staff for their continued strong commitment and tireless efforts throughout the company's tenth year of operation.

Signed On Behalf of the Board



Dr. Wesley Hughes, CD

Chairman

September 19th, 2006



Deloitte & Touche
Chartered Accountants
7 West Avenue
Kingston Gardens
P.O. Box 13 Kingston 4
Jamaica, W.I.
Tel: (876) 922 6825-7
Fax: (876) 922 7673
<http://www.deloitte.com.jm>
42B & 42C Union Street
Montego Bay
Jamaica, W.I.
Tel: (876) 952 4713-4
Fax: (876) 979 0246

Statement I

AUDITORS' REPORT

To the members of

JAMAICA SOCIAL INVESTMENT FUND LIMITED

We have audited the accompanying balance sheet of Jamaica Social Investment Fund Limited as of March 31, 2006 for the year then ended and have received all the information and explanations which we considered necessary. These financial statements are the responsibility of the directors and management. Our responsibility is to express an opinion on these financial statements based on our audit.

We conducted our audit in accordance with International Standards on Auditing. Those standards require that we plan and perform the audit to obtain reasonable assurance that the financial statements are free of material misstatements. An audit includes examining, on a test basis, evidence supporting the amounts and disclosures in the financial statements. An audit also includes assessing the accounting principles used and significant estimates made by directors and management, as well as evaluating the overall financial statements presentation. We believe our audit provides a reasonable basis for our opinion.

In our opinion, proper accounting records have been kept and the financial statements, which are in agreement therewith, present fairly in all material respects the state of the company's affairs as at March 31, 2006, in accordance with International Financial Reporting Standards and comply with the provisions of the Jamaican Companies Act.

Deloitte & Touche
Chartered Accountants

Kingston, Jamaica
July 14, 2006

Member of
Deloitte Touche Tohmatsu

Donald S. Reynolds, Carey O. Metz, Audley L. Gordon, Winston G. Robinson, Fagan E. Calvert, Gihan C. deMel

Consultant: T. Sydney Fernando

Statement II

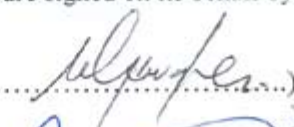
JAMAICA SOCIAL INVESTMENT FUND LIMITED

BALANCE SHEET AS AT MARCH 31, 2006

	Notes	<u>2006</u> \$	<u>2005</u> \$
<u>ASSETS</u>			
Non-current assets			
Property and equipment	5	-	-
Current assets			
Cash and cash equivalents	6	106,533,133	135,379,913
Advances to contractors and other receivables	7	<u>6,039,562</u>	<u>9,399,342</u>
		<u>112,572,695</u>	<u>144,779,255</u>
Total assets		<u>112,572,695</u>	<u>144,779,255</u>
<u>EQUITY AND LIABILITIES</u>			
Shareholders' equity			
Share capital			
Authorised, issued and fully paid			
1,000 shares of \$1.00 each		<u>1,000</u>	<u>1,000</u>
Current liabilities			
Net resources for project expenditure	8	56,794,080	94,791,691
Accounts payable	9	<u>55,777,615</u>	<u>49,986,564</u>
		<u>112,571,695</u>	<u>144,778,255</u>
Total equity and liabilities		<u>112,572,695</u>	<u>144,779,255</u>

The Notes on Statement IV form an integral part of the Financial Statements.

The financial statements on Statements II to IV were approved and authorised for issue by the Board of Directors on July 14, 2006 and are signed on its behalf by:

.....

 Directors

JAMAICA SOCIAL INVESTMENT FUND LIMITED**STATEMENT OF CASH FLOWS****YEAR ENDED MARCH 31, 2006**

	<u>Note</u>	<u>2006</u> \$	<u>2005</u> \$
CASH FLOWS FROM FINANCING ACTIVITIES			
Loans received		525,137,042	332,179,729
Grants received		64,738,730	14,809,237
GOJ subvention and miscellaneous funding		<u>185,639,684</u>	<u>273,678,744</u>
Net cash from financing activities		<u>775,515,456</u>	<u>620,667,710</u>
CASH FLOWS FROM INVESTING ACTIVITIES			
Changes in non-cash working capital			
Advances to contractors and other receivables		3,359,780	(1,022,662)
Accounts payable		5,791,051	(8,957,743)
Expenditure in JSIF projects		<u>(813,513,067)</u>	<u>(542,742,507)</u>
Net cash invested in JSIF Project		<u>(804,362,236)</u>	<u>(552,722,912)</u>
NET (DECREASE) INCREASE IN CASH AND CASH EQUIVALENTS		(28,846,780)	67,944,798
OPENING CASH AND CASH EQUIVALENTS		<u>135,379,913</u>	<u>67,435,115</u>
CLOSING CASH AND CASH EQUIVALENTS	6	<u>106,533,133</u>	<u>135,379,913</u>

The Notes on Statement IV form an integral part of the Financial Statements.

JAMAICA SOCIAL INVESTMENT FUND LIMITED**STATEMENT OF CASH FLOWS****YEAR ENDED MARCH 31, 2006**

	<u>Note</u>	<u>2006</u> \$	<u>2005</u> \$
CASH FLOWS FROM FINANCING ACTIVITIES			
Loans received		525,137,042	332,179,729
Grants received		64,738,730	14,809,237
GOJ subvention and miscellaneous funding		<u>185,639,684</u>	<u>273,678,744</u>
Net cash from financing activities		<u>775,515,456</u>	<u>620,667,710</u>
CASH FLOWS FROM INVESTING ACTIVITIES			
Changes in non-cash working capital			
Advances to contractors and other receivables		3,359,780	(1,022,662)
Accounts payable		5,791,051	(8,957,743)
Expenditure in JSIF projects		<u>(813,513,067)</u>	<u>(542,742,507)</u>
Net cash invested in JSIF Project		<u>(804,362,236)</u>	<u>(552,722,912)</u>
NET (DECREASE) INCREASE IN CASH AND CASH EQUIVALENTS		(28,846,780)	67,944,798
OPENING CASH AND CASH EQUIVALENTS		<u>135,379,913</u>	<u>67,435,115</u>
CLOSING CASH AND CASH EQUIVALENTS	6	<u>106,533,133</u>	<u>135,379,913</u>

The Notes on Statement IV form an integral part of the Financial Statements.

JAMAICA SOCIAL INVESTMENT FUND LIMITED

NOTES TO THE FINANCIAL STATEMENTS

YEAR ENDED MARCH 31, 2006

1 IDENTIFICATION

The company which was incorporated in Jamaica, is the vehicle used to carry out all the activities of the Jamaica Social Investment Fund (JSIF). The registered office of the company is 1C-1F Pawsey Road, Kingston.

The Jamaica Social Investment Fund (JSIF) is a temporary, autonomous Government of Jamaica (GOJ) sponsored project designed to address some of the most pressing socio-economic needs of the poorest. In order to achieve this, the JSIF mobilizes resources from the Government, donors and lending agencies.

The initial JSIF project was funded in its first six years, that is, up to March 31, 2003, by a series of grants and loans as follows:

- (a) Initial project preparation costs were funded under the Grant Agreement No. TF 029209 between the GOJ and the Government of Japan.

Other financing arrangements made to fund the project activities were:

- (b) Loan Agreement No. 4088 JM between the GOJ and International Bank for Reconstruction and Development (IBRD) dated October 2, 1996 to borrow US\$20 million.

Disbursement was completed in March 2002.

- (c) Loan Contract No. 1005/OC-JA between the GOJ and the Inter-American Development Bank (IDB) dated July 25, 1997 to finance up to US\$10 million.

The final disbursement was made in August 2002.

- (d) Grant Agreement No. TF024816 between the GOJ and the Government of Netherlands (GON), IBRD being the Administrator on behalf of the Netherlands Minister for Development Cooperation, dated March 26, 1997 for funds totalling US\$3 million (5,250,000 Netherlands Guilders (NLG)).

Disbursement was completed in August 2001.

- (e) Memorandum of Understanding between the GOJ, JSIF and the European Union dated December 12, 1996 for funds totalling \$91 million (US\$2.6 million). This sum forms a part of the GOJ counterpart funding referred to in (f) below.

JAMAICA SOCIAL INVESTMENT FUND LIMITED

NOTES TO THE FINANCIAL STATEMENTS

YEAR ENDED MARCH 31, 2006

1 IDENTIFICATION (Cont'd)

- (f) Implementation Letter from GOJ and JSIF to IBRD dated October 2, 1996 confirming the availability of the minimum counterpart funding of US\$10 million.
- (g) Loan Agreement No. 685P between the GOJ and the Organization for Petroleum Exporting Countries (OPEC) dated April 21, 1997 to borrow US\$2 million.

Disbursement was completed in February 2002.

- (h) Arrangement between the GOJ and the Government of the United Kingdom of Great Britain and Northern Ireland dated May 16, 1997 to make available a technical cooperation grant through the Department for International Development (DFID), previously Overseas Development Administration (ODA) up to £476,000.

The grant expired in December 2001.

- (i) Beneficiaries and sponsors of sub-projects were obligated to contribute a minimum of 5% of the estimated sub-project cost in the form of donated labour, local materials and project preparation and supervision services.

Continuing project activities are financed as follows:

- (a) Loan Agreement No. 10/SFR-OR-JAM between the GOJ, JSIF and the Caribbean Development Bank (CDB) dated May 26, 2000 to finance up to US\$14.128 million.

Grant Agreement No. GA10/JAM between the JSIF and the Caribbean Development Bank dated May 26, 2000 for funds totalling US\$124,000.

- (b) Grant Agreement No. 6349/JM between the GOJ and the Commission of the European Communities (EU) dated December 11, 2000 from the resources of the European Development Fund of EUR 6 million.
- (c) Loan Agreement No. 7148-JM between the GOJ and IBRD dated October 31, 2002 to provide US\$15 million for the funding of the National Community Development Project (NCDP).
- (d) Grant Agreement No. GA19/JM between the GOJ, JSIF and the CDB dated June 16, 2003 for funds totalling US\$2,866,897 under the Basic Needs Trust Fund (BNTF) fifth programme jointly funded by the CDB and the Canadian International Development Agency (CIDA).

JAMAICA SOCIAL INVESTMENT FUND LIMITED

NOTES TO THE FINANCIAL STATEMENTS

YEAR ENDED MARCH 31, 2006

1 IDENTIFICATION (Cont'd)

- (e) Letter Agreement No. P4140 dated February 24, 2005 between the GOJ and the World Bank for US\$650,000 for the preparation of the Inner City Basic Services Project (ICBSP). This Project Preparation Facility was later incorporated into Loan Agreement No. 4819-JM between the GOJ and the IBRD dated May 4, 2006 to finance up to US\$29,300,000 under the project.
- (f) Loan Agreement No. 1007P dated April 21, 2005 between Jamaica and the OPEC Fund for International Development approving a loan in the amount of US\$5 million to provide counterpart funding for the World Bank loan No. 7148-JM.
- (g) Grant Agreement No TF 054629 dated May 10, 2005 between the GOJ and the World Bank in the capacity of administrator of grant funds of US\$650,000 provided by the Government of Japan for preparation of the Inner City Basic Services Project.
- (h) Grant Agreement, titled Jamaica PHRD Grant for Preparation of Jamaica Catastrophe Insurance (Grant No. TF 055128) between GOJ and the IBRD concluded October 25, 2005, in the sum of US\$800,000 provided by Japan, and administered by the Bank for the purpose of assisting in the financing of Preparation of Jamaica Catastrophe Insurance Project.
- (i) Grant Agreement No. TF 055129 between the IBRD and Antigua and Barbuda, Commonwealth of Dominica, Grenada, Saint Kitts and Nevis, Saint Lucia, Saint Vincent and the Grenadines concluded January 12, 2006 in the sum of US\$1 million for the preparation of OECS Catastrophe Insurance.

The Jamaica Social Investment Fund is a project and the company is the corporate entity which implements the activities of the project. The company receives funding, enters into contracts and pays expenses with respect to the project. The company neither earns any income nor incurs expenditure on its own account.

These financial statements reflect the assets and liabilities relating to activities carried out on behalf of the project and do not reflect the receipts or expenditure of the project. Separate financial statements are prepared to show project funding sources and expenditures.

2 ADOPTION OF THE NEW AND REVISED INTERNATIONAL FINANCIAL REPORTING STANDARDS

In the current year, the company has adopted all of the new and revised Standards and Interpretations issued by the International Accounting Standards Board (the IASB) and the International Financial Reporting Interpretations Committee (IFRIC) of the IASB that are relevant to its operations and effective for accounting periods beginning on January 1, 2005. The adoption of these new and revised Standards and Interpretations have resulted in changes to the company's disclosures in the financial statements but have not affected the amounts reported for the current and prior years.

JAMAICA SOCIAL INVESTMENT FUND LIMITED

NOTES TO THE FINANCIAL STATEMENTS

YEAR ENDED MARCH 31, 2006

2 ADOPTION OF THE NEW AND REVISED INTERNATIONAL FINANCIAL REPORTING STANDARDS (Cont'd)

At the date of authorisation of these financial statements, the following Standards and Interpretations were in issue but not yet effective:

IFRS 6	Exploration for and Evaluation of Mineral Resources
IFRS 7	Financial Instruments: Disclosure
IFRIC 4	Determining whether an Arrangement contains a Lease
IFRIC 5	Right to Interests Arising from Decommissioning, Restoration and Environmental Rehabilitation Funds
<u>IFRIC 6</u>	Liabilities Arising from Participating in a Specific Market - Waste Electrical and Electronic Equipment
<u>IFRIC 7</u>	Applying the Restatement Approach under IAS 29 Financial Reporting in Hyperinflationary Economies
<u>IFRIC 8</u>	Scope of IFRS 2
<u>IFRIC 9</u>	Reassessment of Embedded Derivatives

The Directors anticipate that the adoption of these Standards and Interpretations in future periods will have no material impact on the financial statements of the company.

3 SIGNIFICANT ACCOUNTING POLICIES

(a) Basis of preparation

The company's financial statements have been prepared in accordance and comply with International Financial Reporting Standards (IFRS) and under the historical cost convention.

These financial statements are expressed in Jamaican dollars since that is the currency in which the majority of the company's transactions are denominated.

(b) Use of estimates

The preparation of financial statements in conformity with IFRS requires management to make estimates and assumptions that affect the reported amounts of assets and liabilities and the disclosure of contingent liabilities at the date of the financial statements and the reported amounts of revenues and expenses during the reporting period. Actual results could differ from these estimates and any adjustments that may be necessary would be reflected in the year in which actual results are known.

JAMAICA SOCIAL INVESTMENT FUND LIMITED

NOTES TO THE FINANCIAL STATEMENTS

YEAR ENDED MARCH 31, 2006

3 SIGNIFICANT ACCOUNTING POLICIES (Cont'd)

(c) Financial instruments

Financial assets and financial liabilities are recognized on the company's balance sheet when it becomes a party to the contractual provision of the instrument.

i) Accounts receivable

These are measured at initial recognition at their fair values. Interest is not charged on outstanding balances and these are not generally discounted as they are usually settled within a short period during which market interest rates do not normally move significantly. Appropriate allowances for estimated irrecoverable amounts are recognized when there is objective evidence that the asset is impaired. The allowance recognized is measured as the difference between the asset's carrying amount and the present value of estimated cash flows.

ii) Cash and cash equivalents

Cash and cash equivalents comprise cash on hand and short-term bank deposits that are readily convertible to a known amount of cash and are subject to insignificant risk or change in value.

iii) Financial liabilities

Financial liabilities are classified according to the substance of the contractual arrangements entered into and the definitions of a financial liability.

iv) Accounts payable

Trade payables are initially measured at fair value, and subsequently measured at amortised cost, using the effective interest rate method.

v) Equity instruments

Equity instruments issued by the company are recorded at the proceeds received net of direct issue costs.

The fair values of the financial instruments are discussed in Note 10.

(d) Net resources for project expenditure

These represent the unused balances of loans, grants or other financing received which have not yet been utilized in the JSIF project at the reporting date and for which the company would therefore have an obligation to justify their use subsequently in project activities.

These are recognized at their nominal amount adjusted for advances disbursed and contractual claims against the funds.

JAMAICA SOCIAL INVESTMENT FUND LIMITED

NOTES TO THE FINANCIAL STATEMENTS

YEAR ENDED MARCH 31, 2006

3 SIGNIFICANT ACCOUNTING POLICIES (Cont'd)

(e) Foreign currency translation

The financial statements of the company are presented in the currency of the primary economic environment in which the entity operates (its functional currency).

In preparing the financial statements of the company, transactions in currencies other than the company's functional currency (foreign currencies) are recorded at the rates of exchange prevailing on the dates of the transactions. At each balance sheet date, monetary items denominated in foreign currencies are retranslated at the rates prevailing on the balance sheet date. Non-monetary items carried at fair value that are denominated in foreign currencies are retranslated at the rates prevailing on the date when the fair value was determined. Non-monetary items that are measured in terms of historical cost in a foreign currency are not retranslated.

Exchange differences arising on the settlement of monetary items, and on the retranslation of monetary items, are included in Government of Jamaica resources, in the financial statements of the Project.

4 CRITICAL ACCOUNTING JUDGEMENTS AND KEY SOURCES OF ESTIMATION UNCERTAINTY

In the process of applying the company's accounting policies, which are described in Note 3, management has made no judgements and estimates that have significant effect on the amounts recognized in the financial statements and could cause material adjustments to the carrying amounts of assets and liabilities.

5 PROPERTY AND EQUIPMENT

The property and equipment used by the company totalling a cost of \$43,547,288 (2005 - \$38,822,997), financed by funds received from the IBRD, IDB, EU, CDB, the Government of Japan and the GOJ have been accounted for as project expenditure and therefore are not reflected in these financial statements other than by way of this note.

JAMAICA SOCIAL INVESTMENT FUND LIMITED

NOTES TO THE FINANCIAL STATEMENTS

YEAR ENDED MARCH 31, 2006

6 CASH RESOURCES AVAILABLE

<u>Funding Agency</u>	<u>Available Cash Resources April 1, 2005 \$</u>	<u>Funds Received During the Year Ended March 31, 2006 \$</u>	<u>Project Outflows/Less Recoveries \$</u>	<u>Available Cash Resources March 31, 2006 \$</u>
Government of Jamaica	62,045,123	185,639,684	(174,333,039)	73,351,768
EU	4,661,227	180,857,697	(182,979,945)	2,538,979
IBRD (ICBSP)	-	45,681,472	(44,431,423)	1,250,040
CDB (loan)	22,516,331	-	(10,782,104)	11,734,226
IBRD (NCDP)	31,331,948	298,597,873	(328,525,041)	1,404,780
CDB (BNTF grant)	<u>14,825,284</u>	<u>64,738,730</u>	<u>(63,310,684)</u>	<u>16,253,331</u>
	<u>135,379,913</u>	<u>775,515,456</u>	<u>(804,362,236)</u>	<u>106,533,133</u>

JAMAICA SOCIAL INVESTMENT FUND LIMITED

NOTES TO THE FINANCIAL STATEMENTS

YEAR ENDED MARCH 31, 2006

7 ADVANCES TO CONTRACTORS AND OTHER RECEIVABLES

	<u>2006</u>	<u>2005</u>
	\$	\$
Advances on sub-project contracts	4,669,996	8,070,255
Other advances	167,744	66,152
Prepayments	<u>1,201,822</u>	<u>1,262,935</u>
	<u>6,039,562</u>	<u>9,399,342</u>

The management considers that the carrying amount of accounts receivable approximates their fair value because of their short-term nature.

8 NET RESOURCES FOR PROJECT EXPENDITURE

	<u>2006</u>	<u>2005</u>
	\$	\$
<i>Funds advanced (reimbursable) for project expenditure at March 31:</i>		
International Bank for Reconstruction and Development (NCDP loan)	31,435,532	61,362,700
International Bank for Reconstruction and Development (ICBSP)	1,250,049	-
Government of Jamaica	(25,299,762)	(27,455,576)
Caribbean Development Bank (Loan)	23,349,547	34,131,652
Commission of European Communities	2,550,160	4,672,408
Caribbean Development Bank (BNTF Grant)	<u>23,508,554</u>	<u>22,080,507</u>
	<u>56,794,080</u>	<u>94,791,691</u>

9 ACCOUNTS PAYABLE

	<u>2006</u>	<u>2005</u>
	\$	\$
Contractors' claims	52,865,835	49,136,204
Other payables	<u>2,911,780</u>	<u>850,360</u>
	<u>55,777,615</u>	<u>49,986,564</u>

The management considers that the carrying amount of accounts payable approximates their fair value because of their short-term nature.

JAMAICA SOCIAL INVESTMENT FUND LIMITED

NOTES TO THE FINANCIAL STATEMENTS

YEAR ENDED MARCH 31, 2006

10 FINANCIAL INSTRUMENTS

(a) Fair value

Fair value amounts represent estimates of the consideration that would be currently agreed upon between knowledgeable, willing parties who are under no compulsion to act and is best evidenced by a quoted market price, if one exists.

The fair values of the company's financial assets and liabilities included in current assets and liabilities are assumed to approximate their carrying value, due to their short-term nature.

(b) Interest rate risk

Interest rate risk is the risk that the value of a financial instrument will fluctuate due to changes in market interest rates.

Interest bearing financial assets are primarily represented by bank deposits which are materially contracted at fixed interest rates for the duration of the term. At March 31, 2006, financial assets subject to interest aggregated to approximately \$63,055,159.

There are no interest bearing financial liabilities at March 31, 2006.

(c) Credit risk

Financial instruments contain an element of risk that the other obligators may be unable to meet the terms of agreements. Direct credit risk represents risk of loss resulting from the obligators' default in relation to assets on the balance sheet.

In respect of the bank deposits, the company minimizes this risk by seeking to limit its obligators to creditworthy entities.

Management policies require contractors for civil works to provide performance bonds and/or bank guarantees in respect of performance of these contracts. Procurement and selection procedures also evaluate the credit risk of potential contractors.

The maximum exposure to credit risk is represented by the carrying amount of each financial asset.

JAMAICA SOCIAL INVESTMENT FUND LIMITED

NOTES TO THE FINANCIAL STATEMENTS

YEAR ENDED MARCH 31, 2006

10 FINANCIAL INSTRUMENTS (Cont'd)

(d) Foreign currency risk

The company incurred foreign currency risk on transactions that are denominated in currencies other than Jamaican dollars.

The following foreign currency balances are included in these financial statements:

	<u>2006</u>	<u>2005</u>
Cash and cash equivalents	US\$ 624,470	US\$ 1,123,175

11 CONTINGENCIES AND COMMITMENTS

- (a) At March 31, 2006, there was one outstanding claim for approximately \$3 million against the company made by a contractor on JSIF Projects. The adjudicator awarded settlement of \$312,615 in January 2003 to the contractor and the amount was paid in February 2003. The contractor refused to accept payment and referred the matter to an arbitrator. The arbitration hearing has not yet commenced. On January 12, 2006, the arbitrator issued Amended Directions as to the conduct of the arbitration.

JSIF pointed out to him that the February 22 and 23, 2006 hearing dates set out in the amended directions of arbitrator had to be rescheduled for dates after June 10, 2006, so as to enable the parties to comply with certain pre-hearing directions specified in his Amended Directions of Arbitrator.

- (b) At March 31, 2006, commitments in respect of contracts approved by the board but not yet executed amounted to approximately \$312 million.
- (c) The company has entered into a lease agreement for office space expiring January 31, 2007. The total annual rental to be paid is:

	J\$'000
2007	7,549